

FINISH: P/C MATTE BLACK

Rev	Date	Description

ALL DIMENSIONS IN (mm)
UNLESS OTHERWISE SPECIFIED
BREAK ALL SHARP EDGES

TOLERANCES
(BEFORE PAINTING
& AFTER PLATING)
X ± 1.00
X.X ± 0.50
X.XX ± 0.10
ANGLES ± 0.5°

A01- RENDER

CLIENT: RFA

PROJ. NO.: TBA

PART NO.: --

Revision --

Page 1

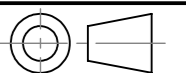
ADD BAY - WALL BAY - MODULAR - WIRE MESH
W900 x H2400

PRODUCT CODE: **RFA2199**

Date: 17/07/2024

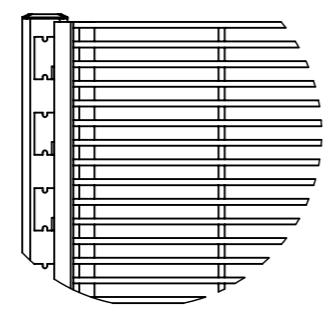
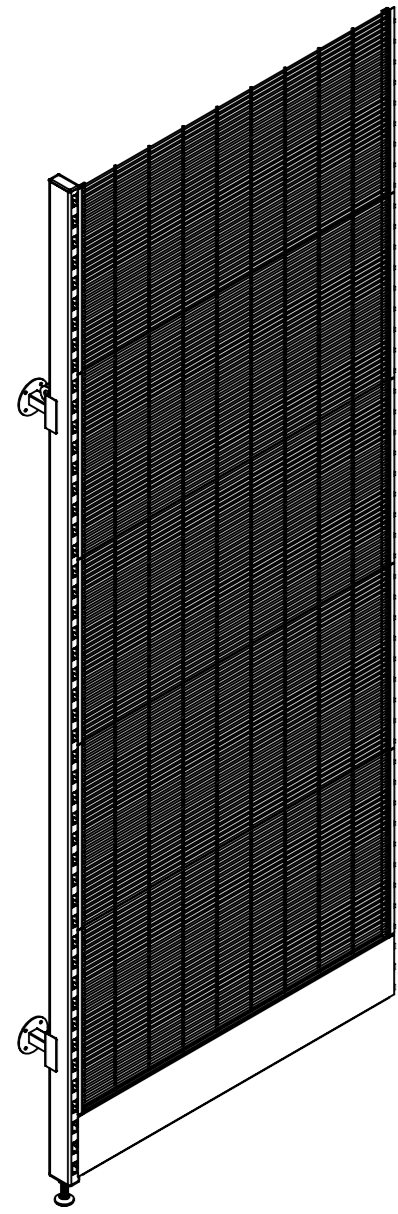
Drawn by PS

Checked by --


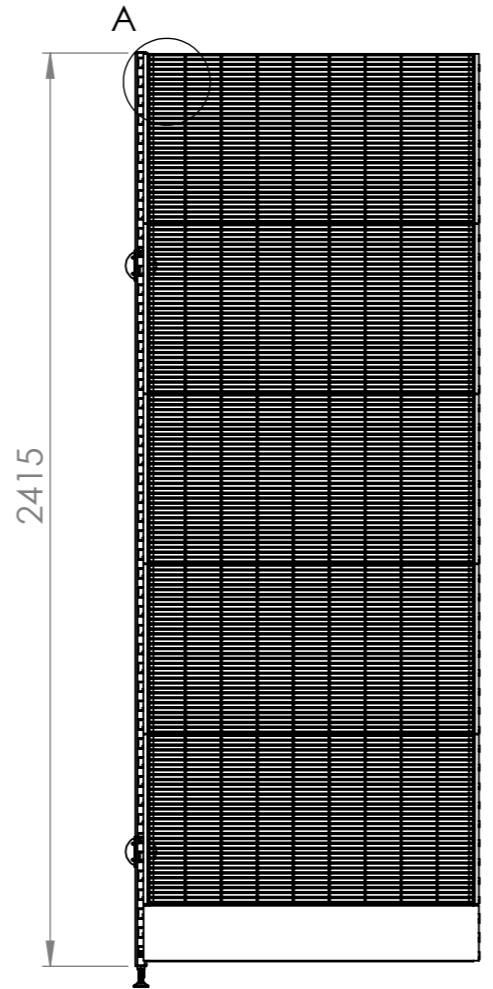


DO NOT SCALE

Scale@A3 1:20



DETAIL A
SCALE 1 : 5



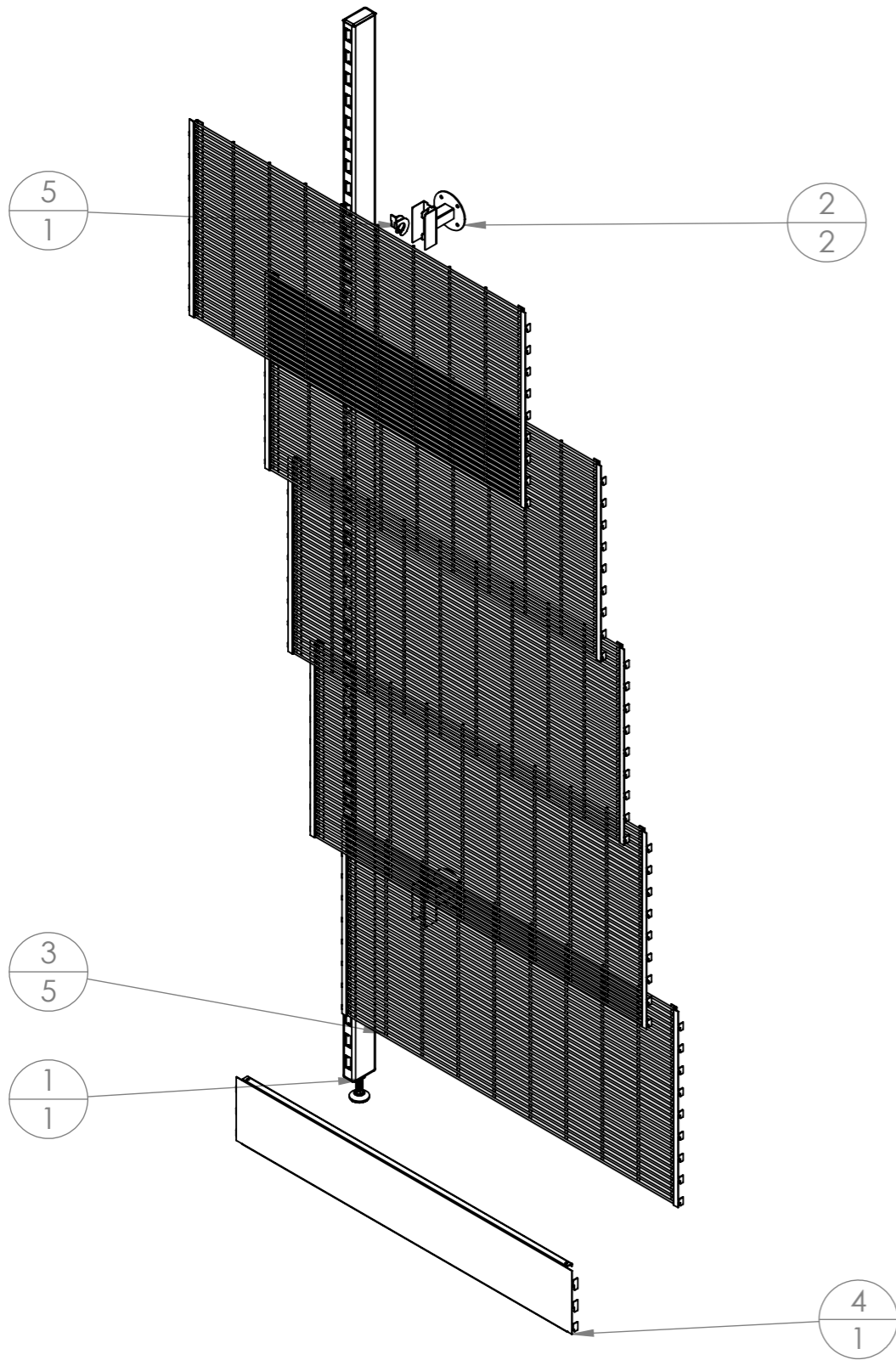
Rev	Date	Description

ALL DIMENSIONS IN (mm)
UNLESS OTHERWISE SPECIFIED
BREAK ALL SHARP EDGES

TOLERANCES
(BEFORE PAINTING
& AFTER PLATING)
X ± 1.00
X.X ± 0.50
X.XX ± 0.10
ANGLES ± 0.5°

A02- DIMENSIONS
CLIENT: RFA
PROJ. NO.: TBA
PART NO.: --
Revision --
Page 2

ADD BAY - WALL BAY - MODULAR - WIRE MESH W900 x H2400		
PRODUCT CODE: RFA2199	Date: 17/07/2024	
Drawn by PS	Checked by --	DO NOT SCALE
Scale@A3 1:20		



ITEM NO.	PartNo	DESCRIPTION	QTY.
1	RFA2300	2400mm(H) MID PANEL POST	1
2	RFA2301	POST SUPPORT BRACKET D50-90	2
3	RFA2359	WIRE MESH PANEL - CLIP IN PANEL - W900XH450	5
4	RFA2322	W900 X H150 SKIRT	1
5		SAFETY LOCK IN POST CLIP	1

Rev	Date	Description

ALL DIMENSIONS IN (mm)
UNLESS OTHERWISE SPECIFIED
BREAK ALL SHARP EDGES

TOLERANCES
(BEFORE PAINTING
& AFTER PLATING)
X ± 1.00
X.X ± 0.50
X.XX ± 0.10
ANGLES ± 0.5°

A03- EXPLODED

CLIENT: RFA

PROJ. NO.: TBA

PART NO.: --

Revision --

Page 3

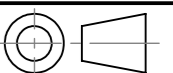
ADD BAY - WALL BAY - MODULAR - WIRE MESH
W900 x H2400

PRODUCT CODE: **RFA2199**

Date: 17/07/2024

Drawn by PS

Checked by --



DO NOT SCALE

Scale@A3 1:20