



FINISH: P/C MATTE BLACK

Rev	Date	Description

ALL DIMENSIONS IN (mm)
UNLESS OTHERWISE SPECIFIED
BREAK ALL SHARP EDGES

TOLERANCES
(BEFORE PAINTING
& AFTER PLATING)
X ± 1.00
X.X ± 0.50
X.XX ± 0.10
ANGLES ± 0.5°

A01- RENDER

CLIENT: RFA

PROJ. NO.: TBA

PART NO.: --

Revision --

Page 1

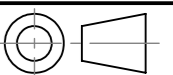
ADD BAY - WALL BAY - MODULAR - SLAT WALL
W900 x H2400

PRODUCT CODE: **RFA2193**

Date: 16/07/2024

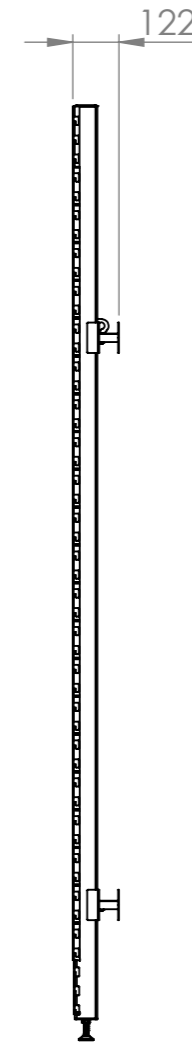

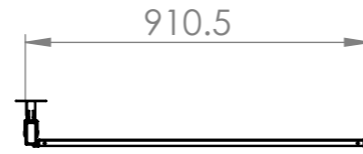

Drawn by PS

Checked by --



DO NOT SCALE

Scale@A3 1:20



Rev	Date	Description

ALL DIMENSIONS IN (mm)
UNLESS OTHERWISE SPECIFIED
BREAK ALL SHARP EDGES

TOLERANCES
(BEFORE PAINTING
& AFTER PLATING)
X ± 1.00
X.X ± 0.50
X.XX ± 0.10
ANGLES ± 0.5°

A02- DIMENSIONS

CLIENT: RFA
PROJ. NO.: TBA
PART NO.: --
Revision --
Page 2

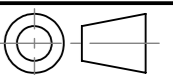
ADD BAY - WALL BAY - MODULAR - SLAT WALL
W900 x H2400

PRODUCT CODE: **RFA2193**

Date: 16/07/2024

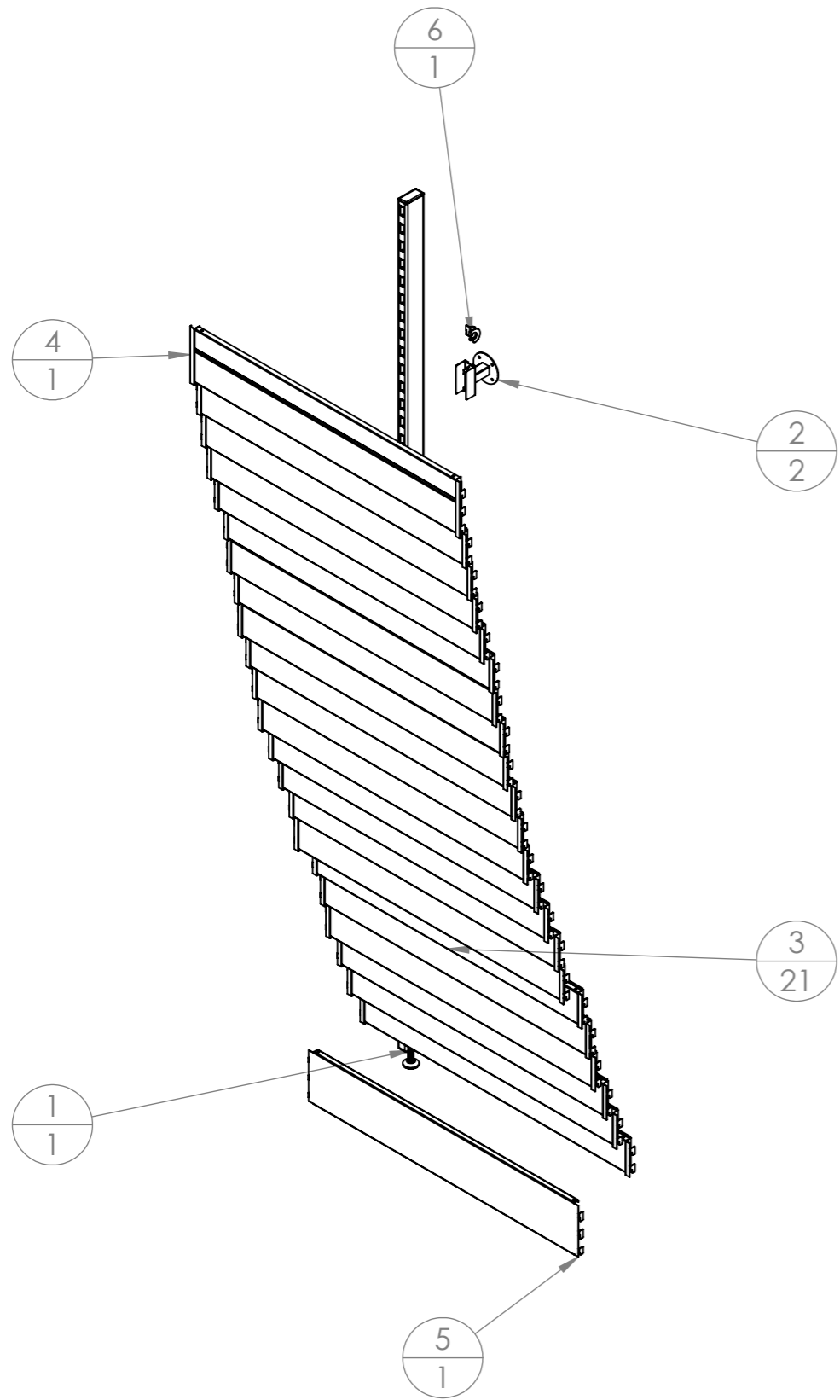
Drawn by PS

Checked by --



DO NOT SCALE

Scale@A3 1:20



ITEM NO.	PartNo	DESCRIPTION	QTY.
1	RFA2300	2400mm(H) MID PANEL POST	1
2	RFA2301	POST SUPPORT BRACKET D50-90	2
3	RFA2316	CLIP IN PANEL-W900xH100-SLAT PANEL	21
4	RFA2319	900mm(W)x150mm(H) SLAT PANEL	1
5	RFA2322	W900 X H150 SKIRT	1
6		SAFETY LOCK IN POST CLIP	1

Rev	Date	Description

ALL DIMENSIONS IN (mm)
 UNLESS OTHERWISE SPECIFIED
 BREAK ALL SHARP EDGES

TOLERANCES
 (BEFORE PAINTING
 & AFTER PLATING)
 X ± 1.00
 X.X ± 0.50
 X.XX ± 0.10
 ANGLES ± 0.5°

A03- EXPLODED
 CLIENT: RFA
 PROJ. NO.: TBA
 PART NO.: --
 Revision --
 Page 3

ADD BAY - WALL BAY - MODULAR - SLAT WALL W900 x H2400		
- PRODUCT CODE: RFA2193		
Date:	16/07/2024	DO NOT SCALE
Drawn by	PS	
Checked by	--	
		Scale@A3 1:20