

**FINISH: P/C MATTE BLACK**

Rev	Date	Description

ALL DIMENSIONS IN (mm)  
UNLESS OTHERWISE SPECIFIED  
BREAK ALL SHARP EDGES

TOLERANCES  
(BEFORE PAINTING  
& AFTER PLATING)  
X ± 1.00  
X.X ± 0.50  
X.XX ± 0.10  
ANGLES ± 0.5°

**A01- RENDER**  
**CLIENT: RFA**  
**PROJ. NO.: TBA**  
**PART NO.: --**  
**Revision --**  
**Page 1**

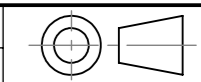
**ADD BAY - WALL BAY \_ MODULAR - NON PERF**  
**W1200 x H2400**

**PRODUCT CODE: RFA2189**

Date: 12/07/2024

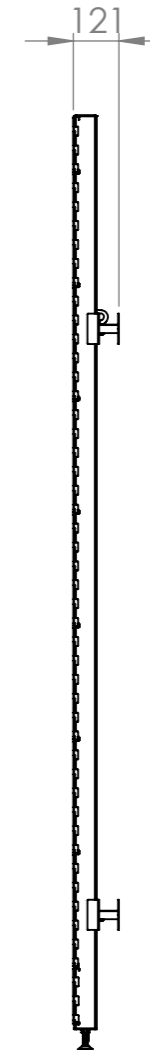
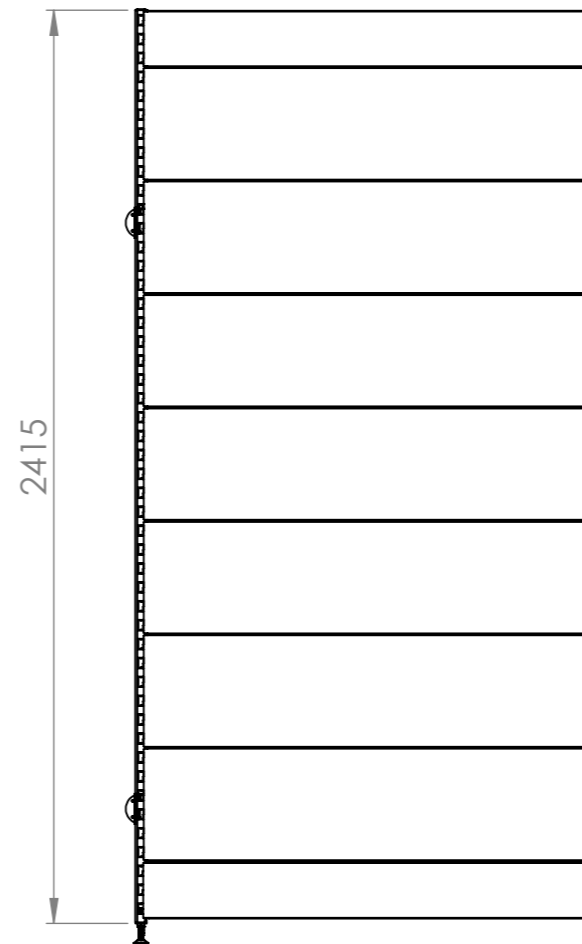

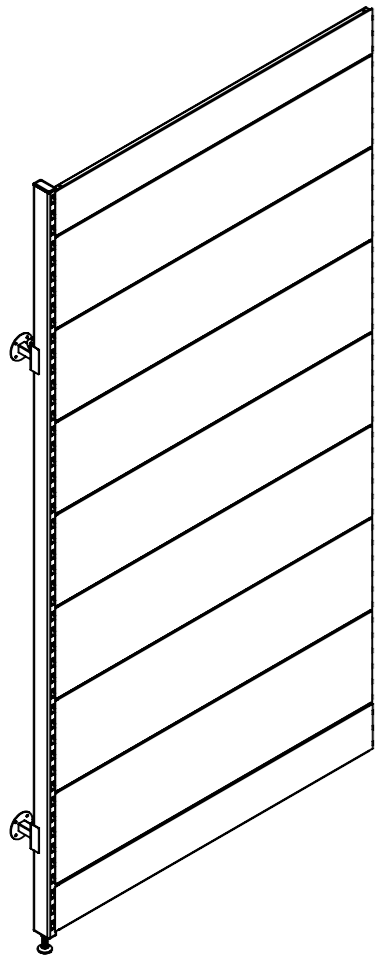
Drawn by PS

Checked by --



DO NOT SCALE

Scale@A3 1:20



Rev	Date	Description

ALL DIMENSIONS IN (mm)  
UNLESS OTHERWISE SPECIFIED  
BREAK ALL SHARP EDGES

TOLERANCES  
(BEFORE PAINTING  
& AFTER PLATING)  
X ± 1.00  
X.X ± 0.50  
X.XX ± 0.10  
ANGLES ± 0.5°

**A02- DIMENSIONS**

CLIENT: RFA  
PROJ. NO.: TBA  
PART NO.: --  
Revision --  
Page 2

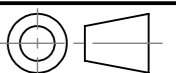
ADD BAY - WALL BAY \_ MODULAR - NON PERF  
W1200 x H2400

PRODUCT CODE: **RFA2189**

Date: 12/07/2024

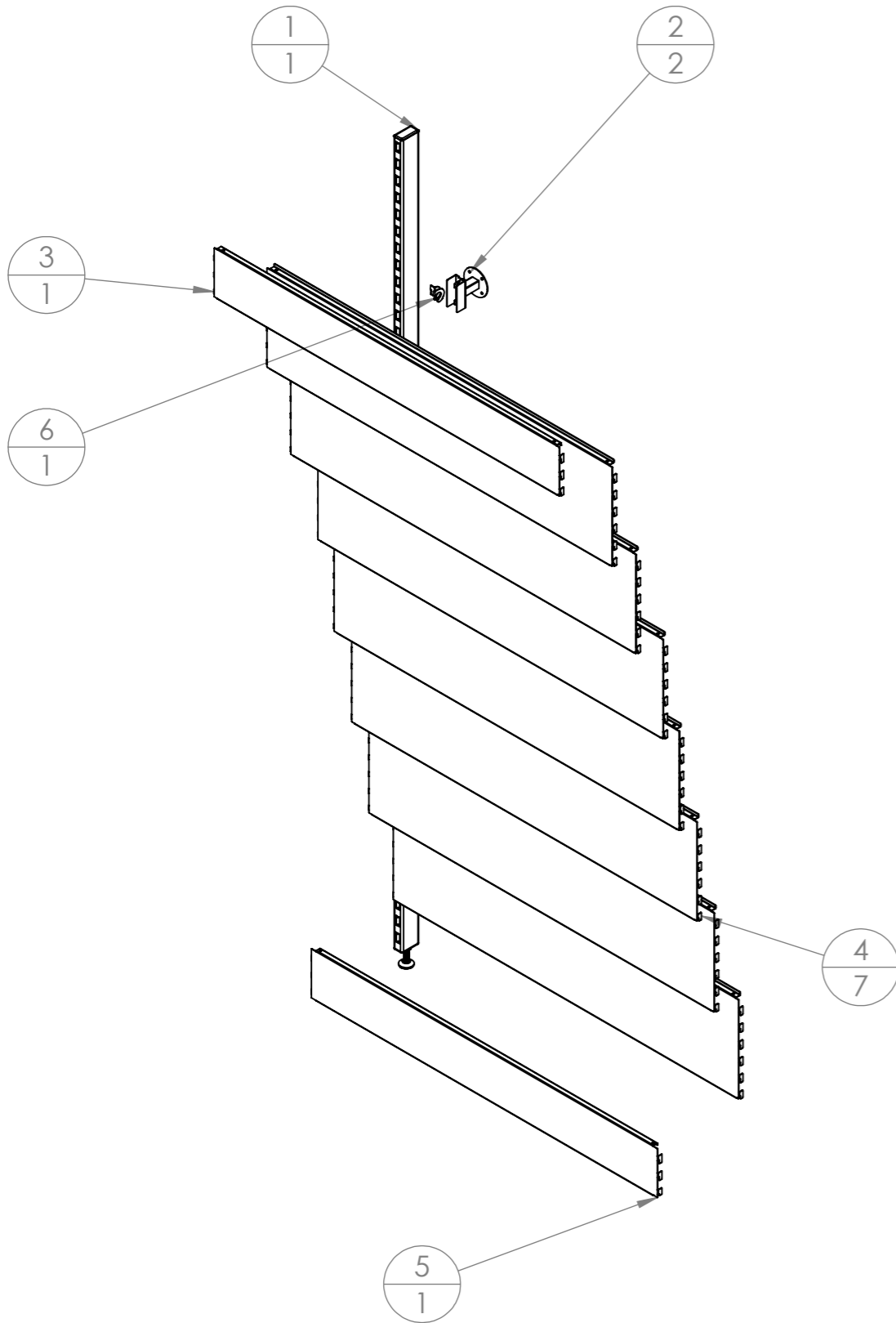
Drawn by PS

Checked by --



DO NOT SCALE

Scale@A3 1:20



ITEM NO.	PartNo	DESCRIPTION	QTY.
1	RFA2300	2400mm(H) MID PANEL POST	1
2	RFA2301	POST SUPPORT BRACKET D50-90	2
3	RFA2311	W1200xH150 NON PERFORATED CLIP IN PANEL	1
4	RFA2314	W1200 xH300 NON PERFORATED CLIP IN PANEL	7
5	RFA2323	1200W X 150H SKIRT	1
6		SAFETY LOCK IN POST CLIP	1

Rev	Date	Description

ALL DIMENSIONS IN (mm)  
UNLESS OTHERWISE SPECIFIED  
BREAK ALL SHARP EDGES

TOLERANCES  
(BEFORE PAINTING  
& AFTER PLATING)  
X ± 1.00  
X.X ± 0.50  
X.XX ± 0.10  
ANGLES ± 0.5°

A03- EXPLODED

CLIENT: RFA

PROJ. NO.: TBA

PART NO.: --

Revision --

Page 3

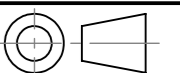
ADD BAY - WALL BAY \_ MODULAR - NON PERF  
W1200 x H2400

PRODUCT CODE: **RFA2189**

Date: 12/07/2024

Drawn by PS

Checked by --



DO NOT SCALE

Scale@A3 1:20