

FINISH: P/C MATTE BLACK

AP ASSOCIATED PROJECTS COMMERCIAL BUILDERS,
PROJECT MANAGERS,
PLANNERS & DESIGNERS

T 03 8787 3000 F 03 8787 3025
48-58 Cyber Loop, Dandenong South VIC 3175

Rev	Date	Description

ALL DIMENSIONS IN (mm)
UNLESS OTHERWISE SPECIFIED
BREAK ALL SHARP EDGES

TOLERANCES
(BEFORE PAINTING
& AFTER PLATING)
X ± 1.00
X.X ± 0.50
X.XX ± 0.10
ANGLES ± 0.5°

A01- RENDER

CLIENT: RFA

PROJ. NO.: TBA

PART NO.: --

Revision --

Page 1

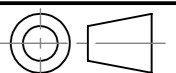
ADD BAY - WALL BAY _ MODULAR - NON PERF
W900 x H2400

PRODUCT CODE: **RFA2187**

Date: 12/07/2024

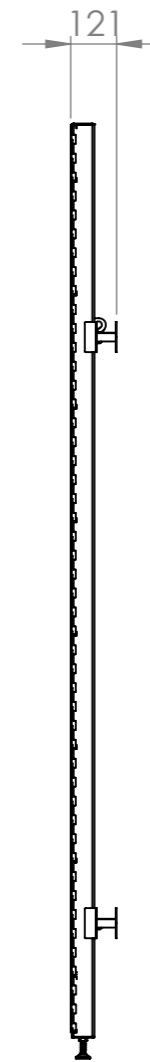
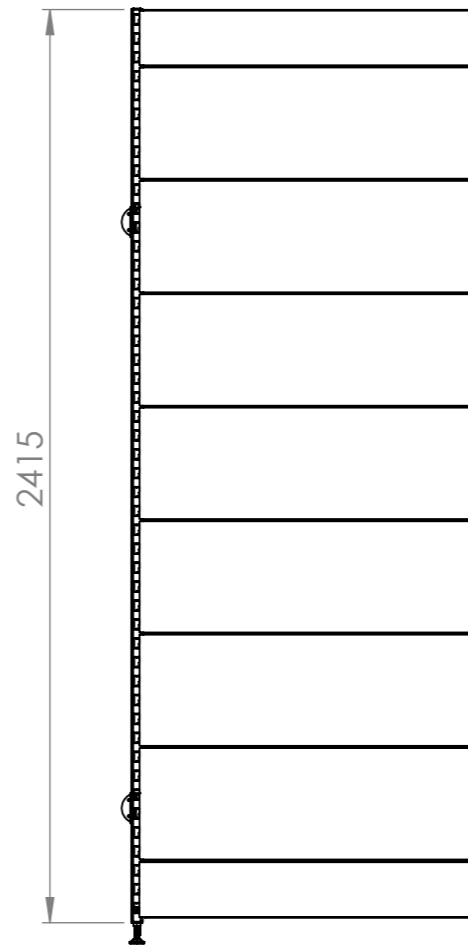

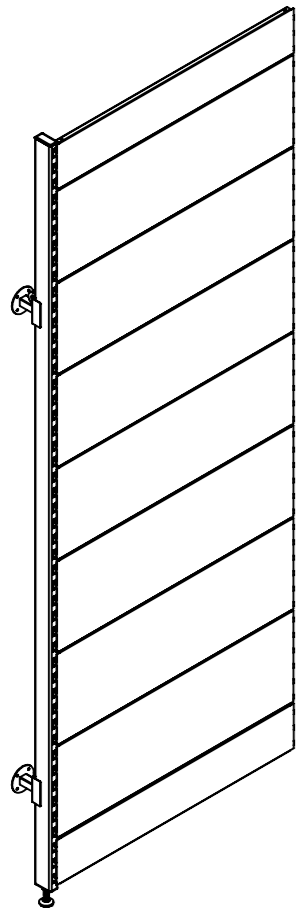
Drawn by PS

Checked by --



DO NOT SCALE

Scale@A3 1:20



Rev	Date	Description

ALL DIMENSIONS IN (mm)
UNLESS OTHERWISE SPECIFIED
BREAK ALL SHARP EDGES

TOLERANCES
(BEFORE PAINTING
& AFTER PLATING)
X ± 1.00
X.X ± 0.50
X.XX ± 0.10
ANGLES ± 0.5°

A02- DIMENSIONS

CLIENT: RFA
PROJ. NO.: TBA
PART NO.: --
Revision --
Page 2

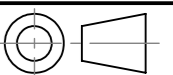
ADD BAY - WALL BAY _ MODULAR - NON PERF
W900 x H2400

PRODUCT CODE: **RFA2187**

Date: 12/07/2024

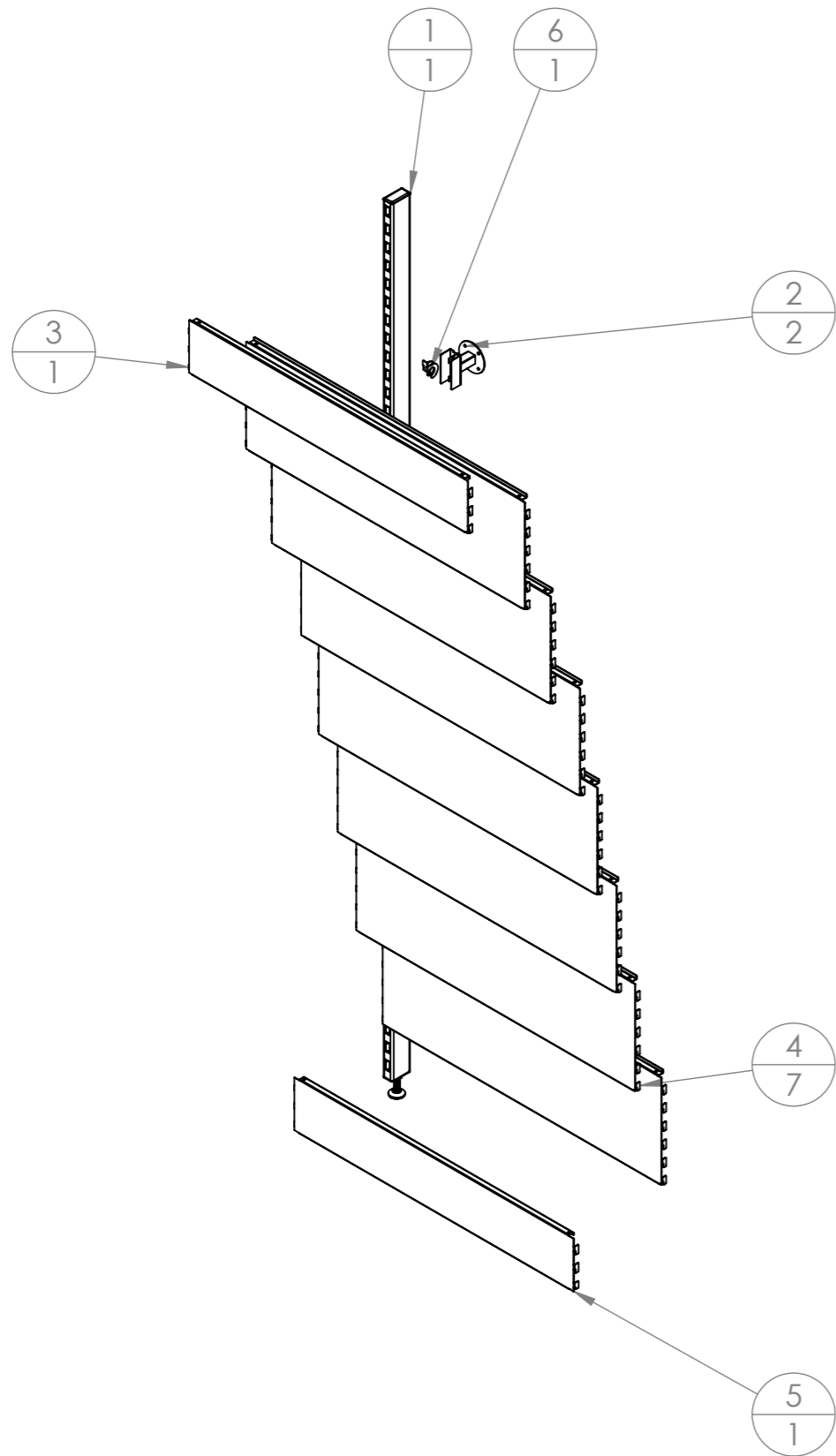
Drawn by PS

Checked by --



DO NOT SCALE

Scale@A3 1:20



ITEM NO.	PartNo	DESCRIPTION	QTY.
1	RFA2300	2400mm(H) MID PANEL POST	1
2	RFA2301	POST SUPPORT BRACKET D50-90	2
3	RFA2310	W900xH150 NON PERFORATED PANEL	1
4	RFA2313	W900 xH300 NON PERFORATED PANEL	7
5	RFA2322	W900 X H150 SKIRT	1
6		SAFETY LOCK IN POST CLIP	1

Rev	Date	Description

ALL DIMENSIONS IN (mm)
UNLESS OTHERWISE SPECIFIED
BREAK ALL SHARP EDGES

TOLERANCES
(BEFORE PAINTING
& AFTER PLATING)
X ± 1.00
X.X ± 0.50
X.XX ± 0.10
ANGLES ± 0.5°

A03- EXPLODED

CLIENT: RFA

PROJ. NO.: TBA

PART NO.: --

Revision --

Page 3

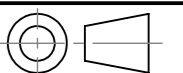
ADD BAY - WALL BAY _ MODULAR - NON PERF
W900 x H2400

PRODUCT CODE: **RFA2187**

Date: 12/07/2024

Drawn by PS

Checked by --



DO NOT SCALE

Scale@A3 1:20