



FINISH: P/C MATTE BLACK

AP ASSOCIATED PROJECTS COMMERCIAL BUILDERS,
PROJECT MANAGERS,
PLANNERS & DESIGNERS

T 03 8787 3000 F 03 8787 3025
48-58 Cyber Loop, Dandenong South VIC 3175

Rev	Date	Description

ALL DIMENSIONS IN (mm)
UNLESS OTHERWISE SPECIFIED
BREAK ALL SHARP EDGES

TOLERANCES
(BEFORE PAINTING
& AFTER PLATING)
X ± 1.00
X.X ± 0.50
X.XX ± 0.10
ANGLES ± 0.5°

A01- RENDER

CLIENT: RFA

PROJ. NO.: TBA

PART NO.: --

Revision --

Page 1

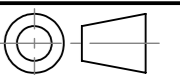
START BAY - WALL BAY _ MODULAR - NON PERF
W900 x H2400

PRODUCT CODE: RFA2186

Date: 12/07/2024

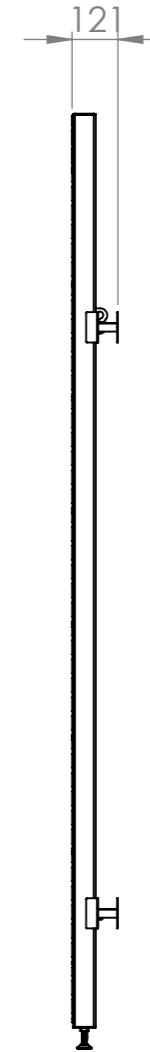
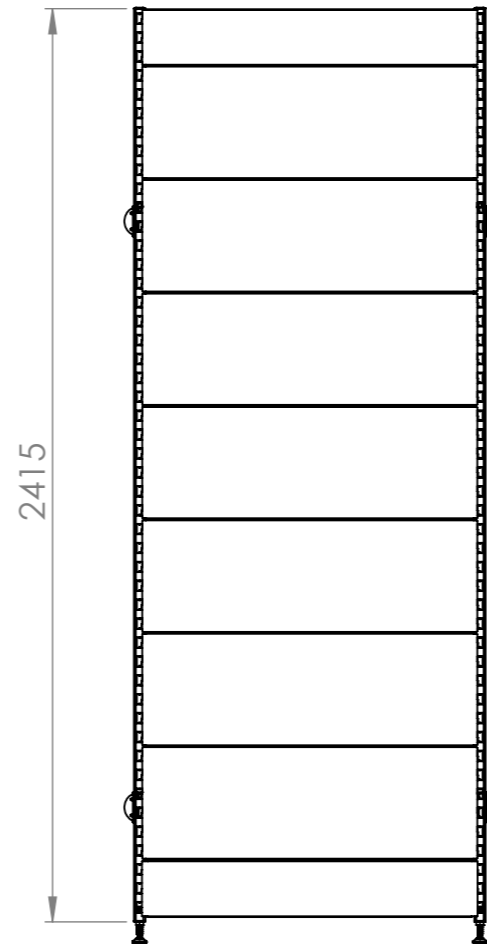
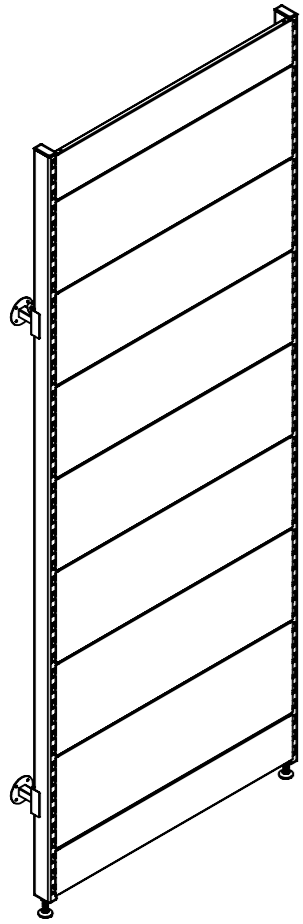
Drawn by PS

Checked by --



DO NOT SCALE

Scale@A3 1:20



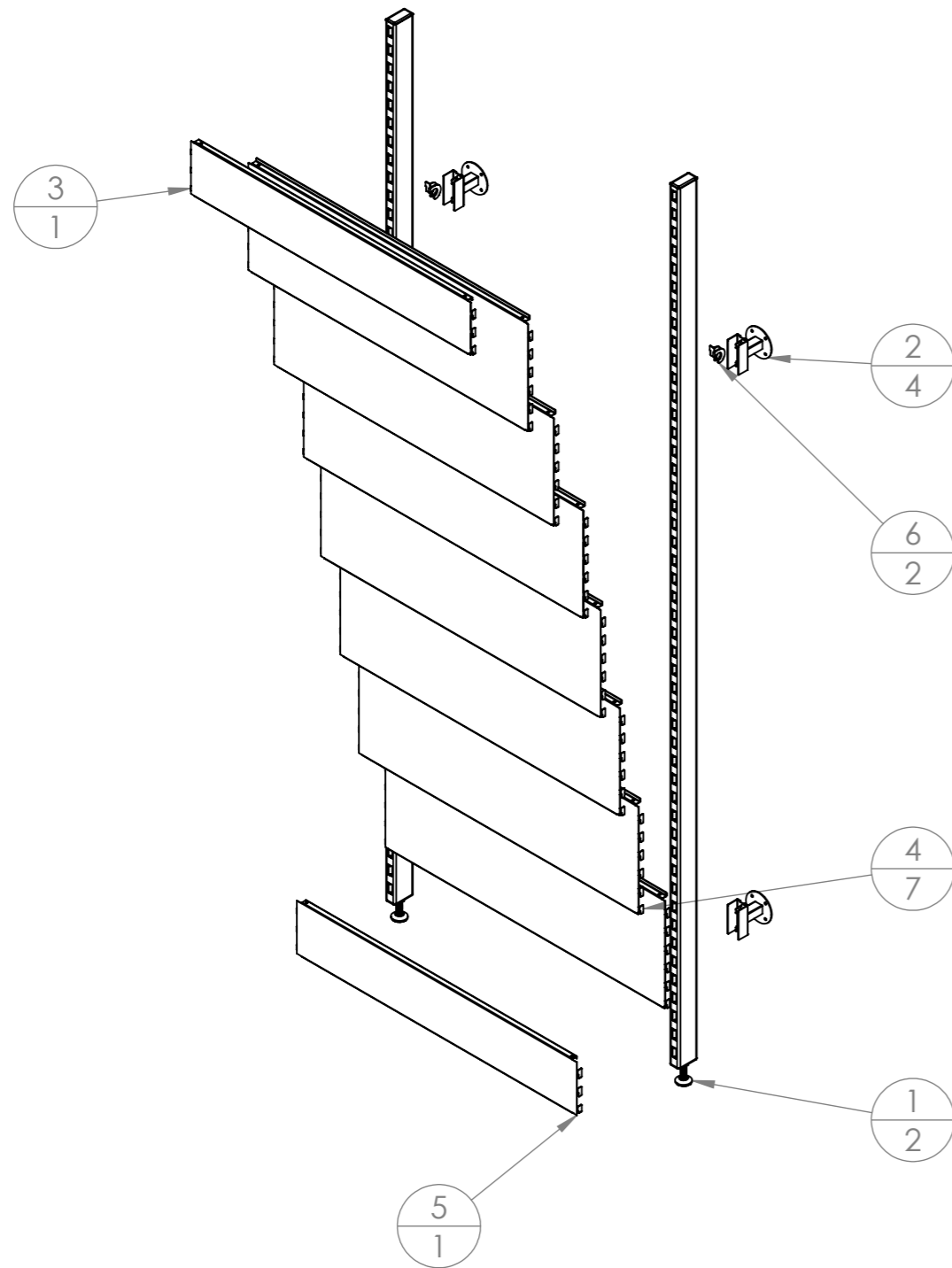
Rev	Date	Description

ALL DIMENSIONS IN (mm)
UNLESS OTHERWISE SPECIFIED
BREAK ALL SHARP EDGES

TOLERANCES
(BEFORE PAINTING
& AFTER PLATING)
X ± 1.00
X.X ± 0.50
X.XX ± 0.10
ANGLES ± 0.5°

A02- DIMENSIONS
CLIENT: RFA
PROJ. NO.: TBA
PART NO.: --
Revision --
Page 2

START BAY - WALL BAY_ MODULAR - NON PERF W900 x H2400		
PRODUCT CODE: RFA2186	Date: 12/07/2024	
Drawn by PS	Checked by --	DO NOT SCALE
Scale@A3 1:20		



ITEM NO.	PartNo	DESCRIPTION	QTY.
1	RFA2300	2400mm(H) MID PANEL POST	2
2	RFA2301	POST SUPPORT BRACKET D50-90	4
3	RFA2310	W900xH150 NON PERFORATED PANEL	1
4	RFA2313	W900 xH300 NON PERFORATED PANEL	7
5	RFA2322	W900 X H150 SKIRT	1
6		SAFETY LOCK IN POST CLIP	2

Rev	Date	Description

ALL DIMENSIONS IN (mm)
UNLESS OTHERWISE SPECIFIED
BREAK ALL SHARP EDGES

TOLERANCES
(BEFORE PAINTING
& AFTER PLATING)
X ± 1.00
X.X ± 0.50
X.XX ± 0.10
ANGLES ± 0.5°

A03- EXPLODED

CLIENT: RFA
PROJ. NO.: TBA
PART NO.: --
Revision --
Page 3

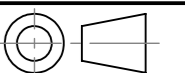
START BAY - WALL BAY _ MODULAR - NON PERF
W900 x H2400

PRODUCT CODE: **RFA2186**

Date: 12/07/2024

Drawn by PS

Checked by --



DO NOT SCALE

Scale@A3 1:20