

FINISH: P/C PEARL WHITE

| Rev | Date | Description |
|-----|------|-------------|
|     |      |             |
|     |      |             |
|     |      |             |

ALL DIMENSIONS IN (mm)  
UNLESS OTHERWISE SPECIFIED  
BREAK ALL SHARP EDGES

TOLERANCES  
(BEFORE PAINTING  
& AFTER PLATING)  
X ± 1.00  
X.X ± 0.50  
X.XX ± 0.10  
ANGLES ± 0.5°

A01- RENDER

CLIENT: RFA

PROJ. NO.: TBA

PART NO.: --

Revision --

Page 1

START BAY - DOUBLE SIDED GONDOLA -  
PERFORATED - SPECIAL

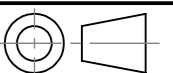
W600 x H2115 x D270

PRODUCT CODE: **RFA1516**

Date: 8/07/2024

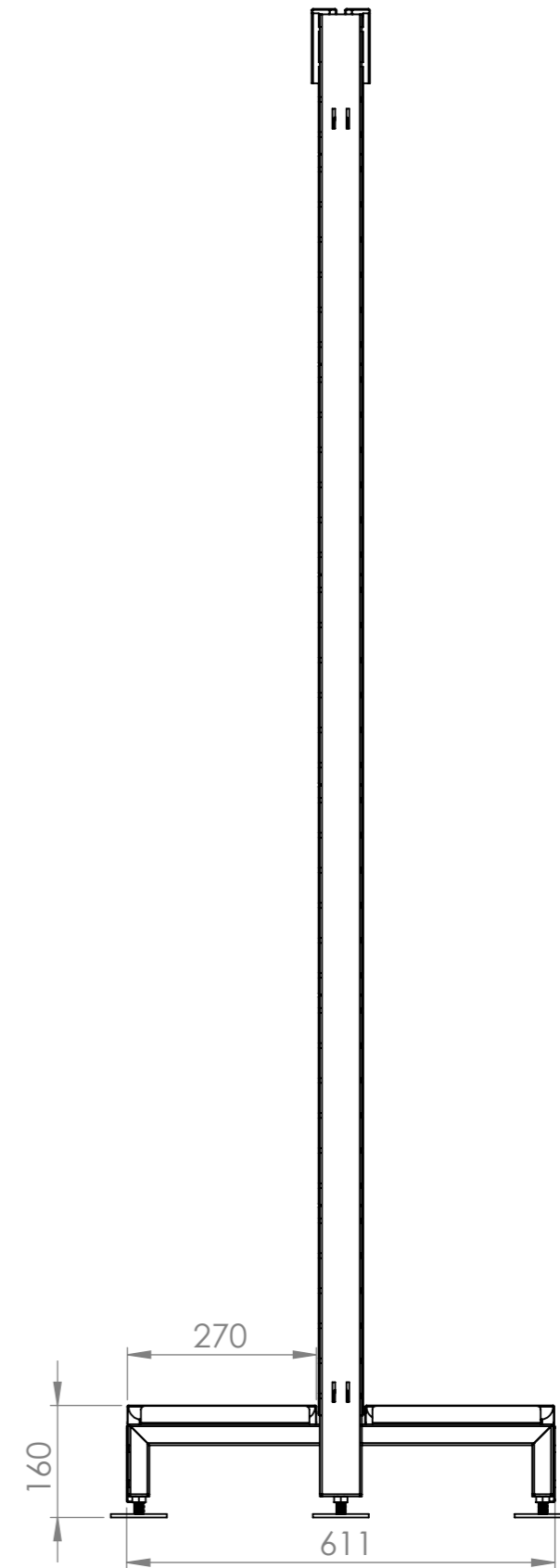
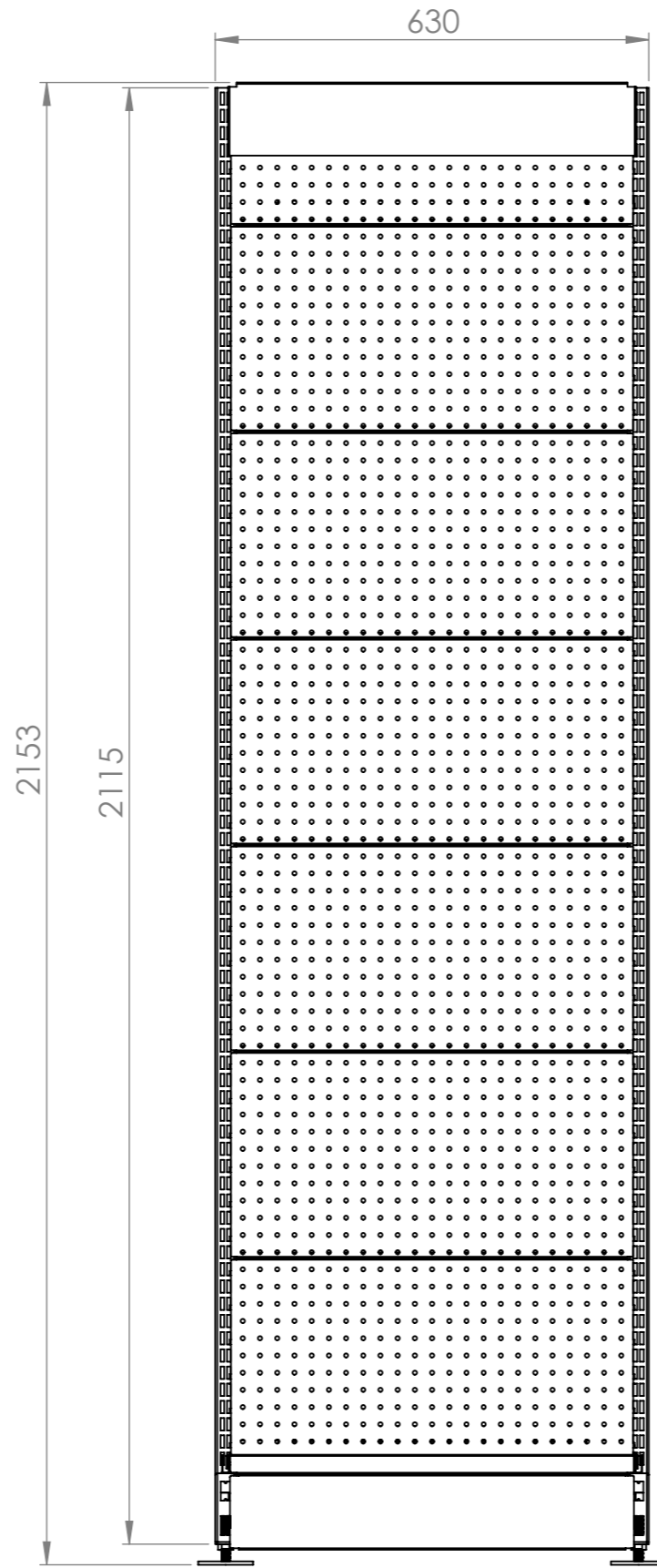
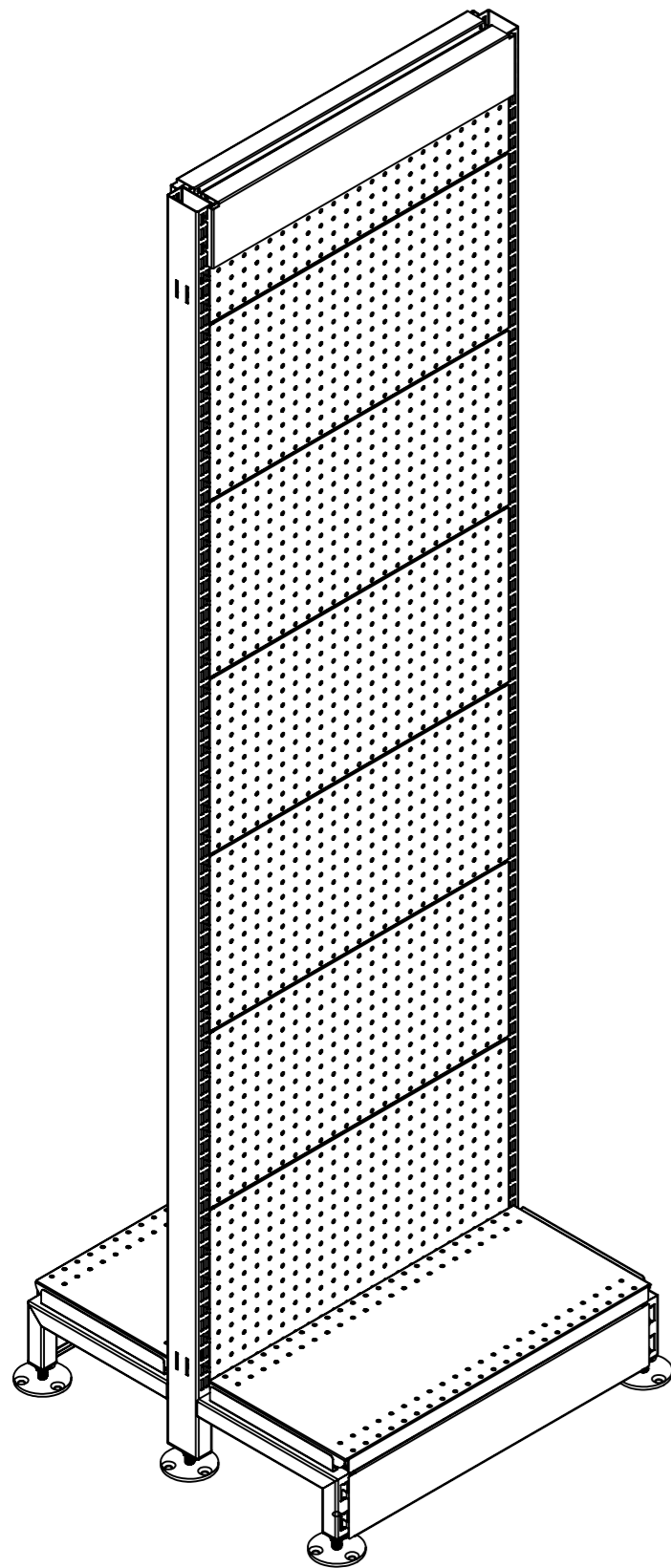
Drawn by PS

Checked by --



DO NOT SCALE

Scale@A3 1:20



| Rev | Date | Description |
|-----|------|-------------|
|     |      |             |
|     |      |             |
|     |      |             |

ALL DIMENSIONS IN (mm)  
UNLESS OTHERWISE SPECIFIED  
BREAK ALL SHARP EDGES

TOLERANCES  
(BEFORE PAINTING  
& AFTER PLATING)  
X ± 1.00  
X.X ± 0.50  
X.XX ± 0.10  
ANGLES ± 0.5°

**A02- DIMENSIONS**

CLIENT: RFA  
PROJ. NO.: TBA  
PART NO.: --  
Revision --  
Page 2

**START BAY - DOUBLE SIDED GONDOLA -  
PERFORATED - SPECIAL**

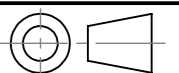
W600 x H2115 x D270

PRODUCT CODE: **RFA1516**

Date: 8/07/2024

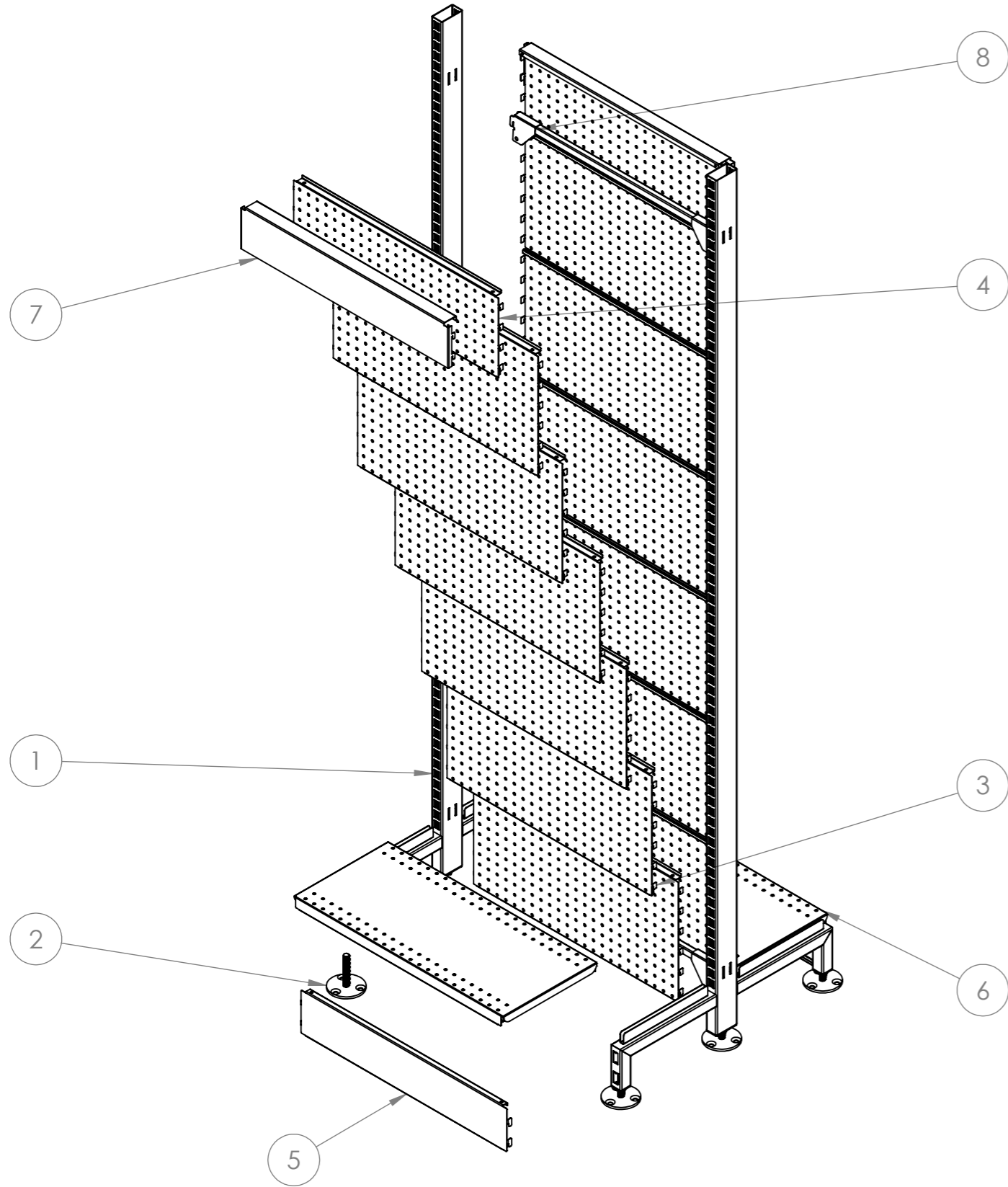
Drawn by PS

Checked by --



DO NOT SCALE

Scale@A3 1:10



| ITEM NO. | PartNo  | DESCRIPTION  | QTY. |
|----------|---------|--|------|
| 1        | RFA1152 | 2115mm (H) WALL BAY POST                                   | 2    |
| 2        | RFA1153 | BOLT DOWN LEVELLER DIA 80-3 HOLE                           | 6    |
| 3        | RFA1102 | CLIP IN PANEL - 600(W) X 300 H) - PERFORATED - PEARL WHITE | 12   |
| 4        | RFA1101 | CLIP IN PANEL - 600(W) X 200 H) - PERFORATED - PEARL WHITE | 2    |
| 5        | RFA1109 | 600 BOTTOM SKIRT   | 2    |
| 6        | RFA0400 | 600mm(W)x270mm(D) STEEL SHELF                              | 2    |
| 7        | RFA1123 | SNAP IN TOP CAP_BLACK                                      | 2    |
| 8        | RFA1137 | POST - SPACER BRACKET                                      | 2    |

| Rev | Date | Description |
|-----|------|-------------|
|     |      |             |
|     |      |             |
|     |      |             |

ALL DIMENSIONS IN (mm)  
UNLESS OTHERWISE SPECIFIED  
BREAK ALL SHARP EDGES

TOLERANCES  
(BEFORE PAINTING  
& AFTER PLATING)  
X ± 1.00  
X.X ± 0.50  
X.XX ± 0.10  
ANGLES ± 0.5°

A03- EXPLODED

CLIENT: RFA

PROJ. NO.: TBA

PART NO.: --

Revision --

Page 3

START BAY - DOUBLE SIDED GONDOLA - PERFORATED - SPECIAL

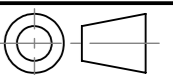
W600 x H2115 x D270

PRODUCT CODE: **RFA1516**

Date: 8/07/2024

Drawn by PS

Checked by --



DO NOT SCALE

Scale@A3 1:10