


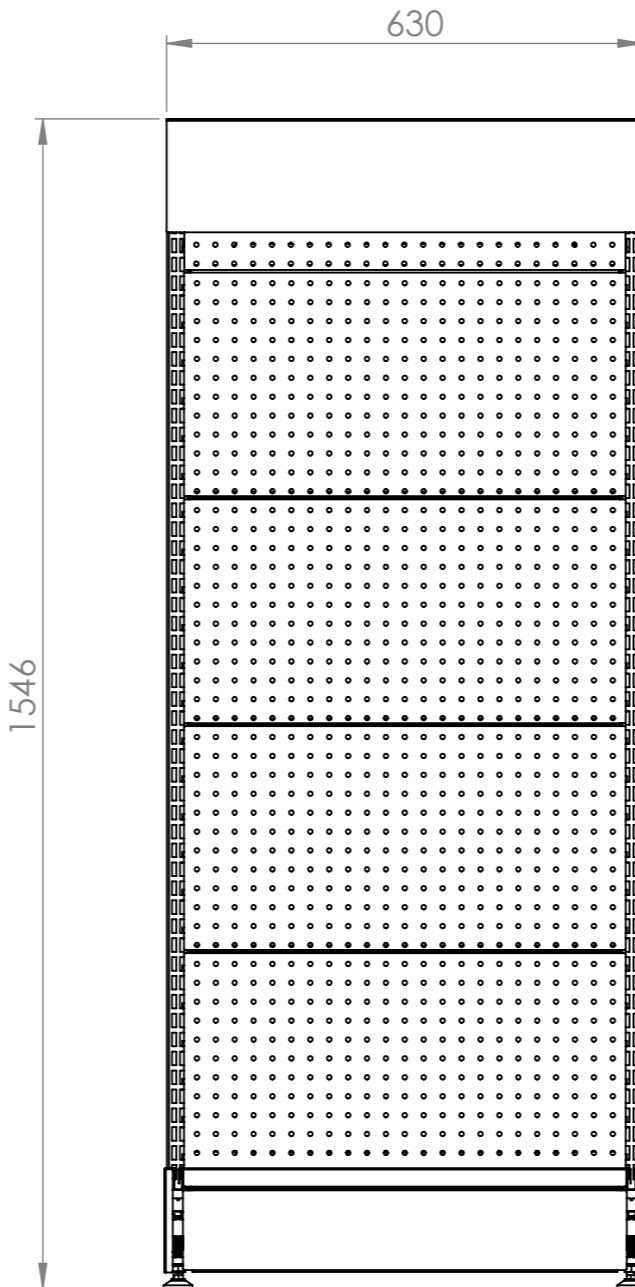
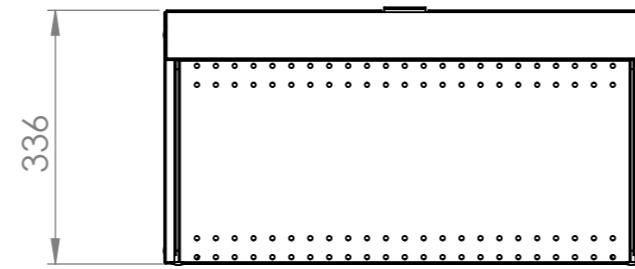
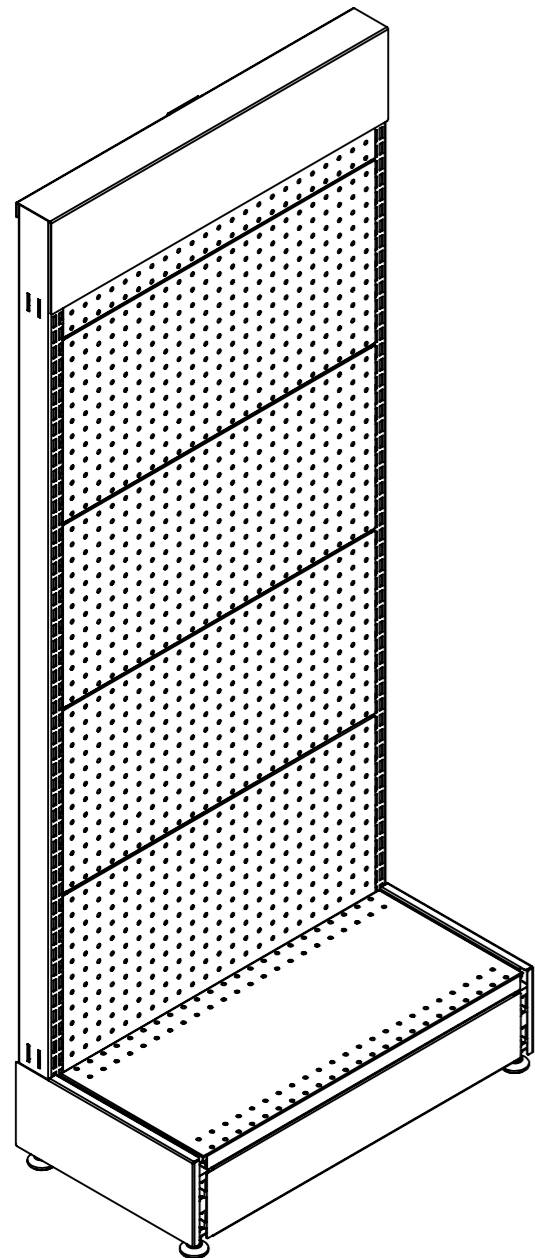
Rev	Date	Description

ALL DIMENSIONS IN (mm)
UNLESS OTHERWISE SPECIFIED
BREAK ALL SHARP EDGES

TOLERANCES
(BEFORE PAINTING
& AFTER PLATING)
X ± 1.00
X.X ± 0.50
X.XX ± 0.10
ANGLES ± 0.5°

A02- RENDER
CLIENT: RFA
PROJ. NO.: TBA
PART NO.: --
Revision --
Page 2

650mm (W) x 1515mm (H) x 270mm (D) GONDOLA END W/ INTERLOCKER END TOP CAP (MATTE BLACK)		
PRODUCT CODE: RFA1092		
Date:	4/11/2022	DO NOT SCALE
Drawn by	PS	
Checked by	--	
		Scale@A3 1:10





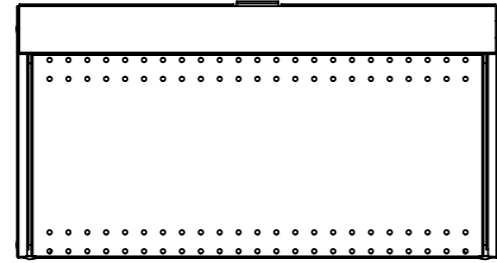
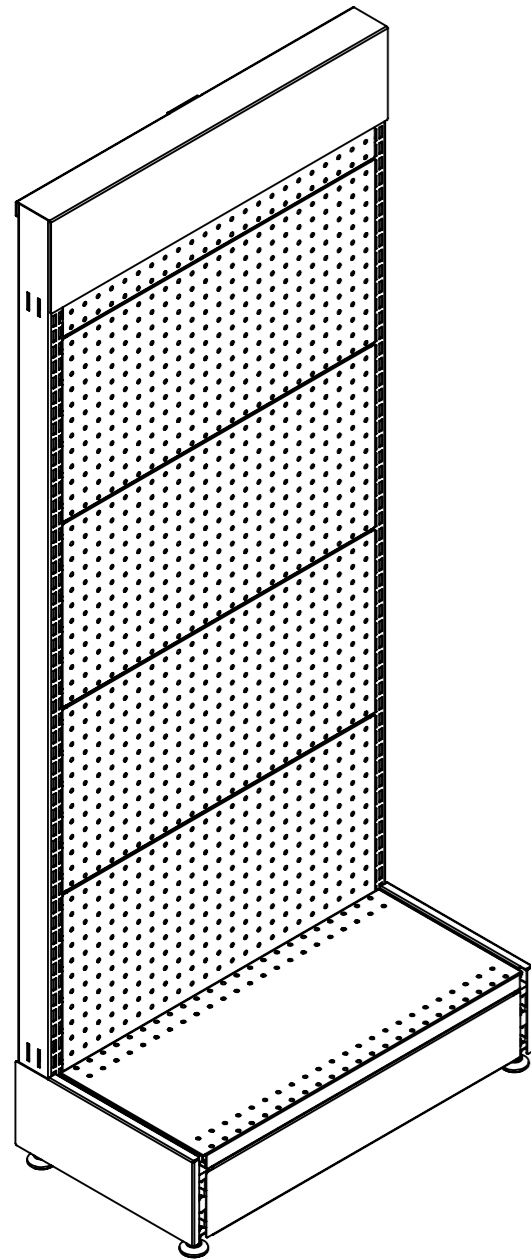
Rev	Date	Description

ALL DIMENSIONS IN (mm)
UNLESS OTHERWISE SPECIFIED
BREAK ALL SHARP EDGES

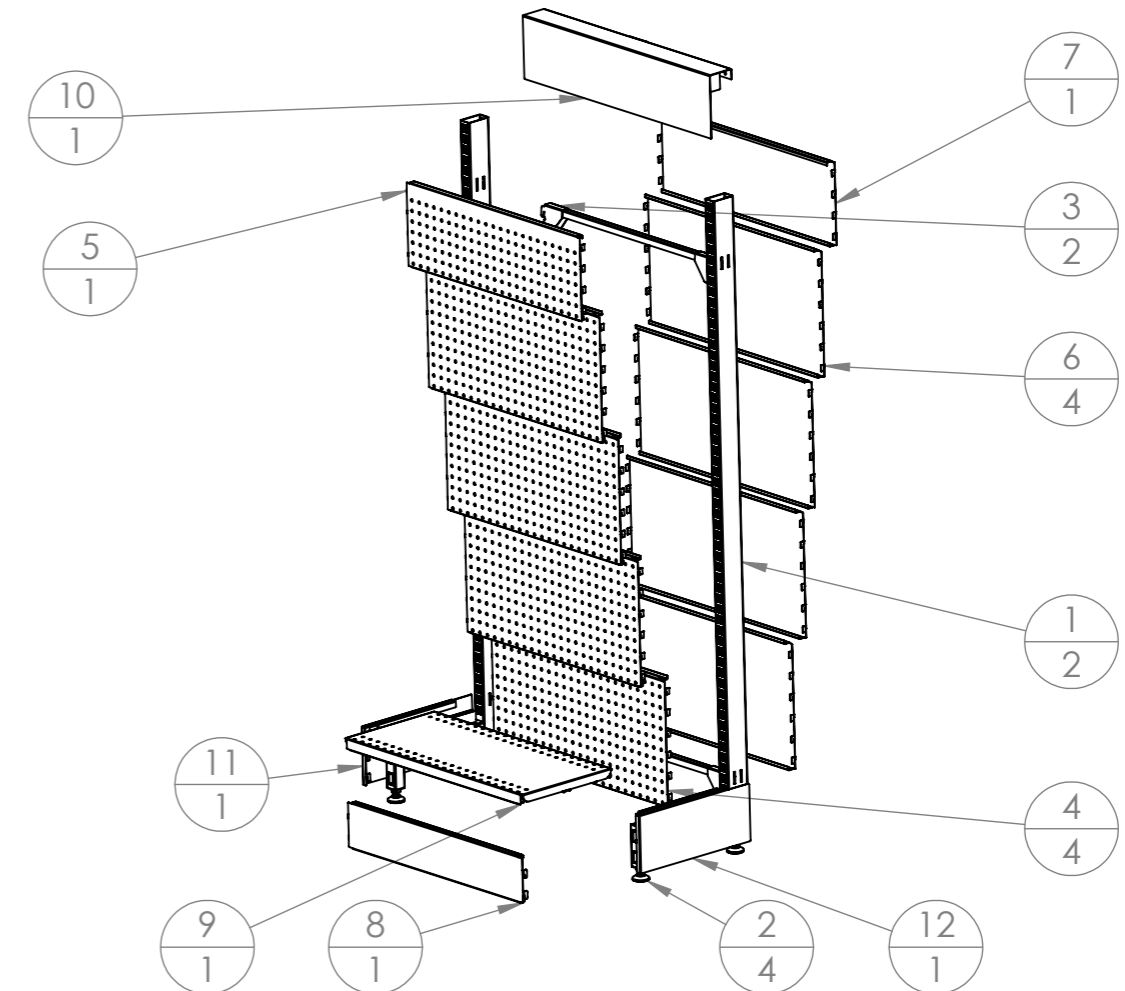
TOLERANCES
(BEFORE PAINTING
& AFTER PLATING)
X ± 1.00
X.X ± 0.50
X.XX ± 0.10
ANGLES ± 0.5°

A03- DIMENSIONS
CLIENT: RFA
PROJ. NO.: TBA
PART NO.: --
Revision --
Page 3

650mm (W) x 1515mm (H) x 270mm (D) GONDOLA END W/ INTERLOCKER END TOP CAP		
PRODUCT CODE: RFA1055/1092	Date: 4/11/2022	
Drawn by PS	Checked by --	Scale@A3 1:10



ITEM NO.	PartNo	DESCRIPTION	QTY.
1		1515mm(H)x270mm(D) POST	2
2		LEVELER	4
3		650mm(W) INTERNAL POST BRACKET	2
4		600mm(W)x300mm(H) PERFORATED PANEL	4
5		600mm(W)x200mm(H) PERFORATED PANEL	1
6		600mm(W)x300mm(H) PLAIN PANEL	4
7		600mm(W)x200mm(H) PLAIN PANEL	1
8		600mm(W)x100mm(H) BOTTOM SKIRT	1
9		600mm(W)x 270mm(D) STEEL SHELF	1
10		650mm(W)x150mm(H) INTERLOCKER END TOP CAP	1
11		100mm(H)x270mm(D) BOTTOM SIDE SKIRT	1
12		100mm(H)x270mm(D) MIRROR BOTTOM SIDE SKIRT	1



Rev	Date	Description

ALL DIMENSIONS IN (mm)
UNLESS OTHERWISE SPECIFIED
BREAK ALL SHARP EDGES

TOLERANCES
(BEFORE PAINTING
& AFTER PLATING)
X ± 1.00
X.X ± 0.50
X.XX ± 0.10
ANGLES ± 0.5°

A04- EXPLODED

CLIENT: RFA

PROJ. NO.: TBA

PART NO.: --

Revision --

Page 4

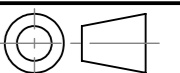
650mm (W) x 1515mm (H) x 270mm (D)
GONDOLA END W/ INTERLOCKER END TOP CAP

PRODUCT CODE: **RFA1055/1092**

Date: 4/11/2022

Drawn by PS

Checked by --



DO NOT SCALE

Scale@A3 1:10