

Rev	Date	Description

ALL DIMENSIONS IN (mm)  
UNLESS OTHERWISE SPECIFIED  
BREAK ALL SHARP EDGES

TOLERANCES  
(BEFORE PAINTING  
& AFTER PLATING)  
X ± 1.00  
X.X ± 0.50  
X.XX ± 0.10  
ANGLES ± 0.5°

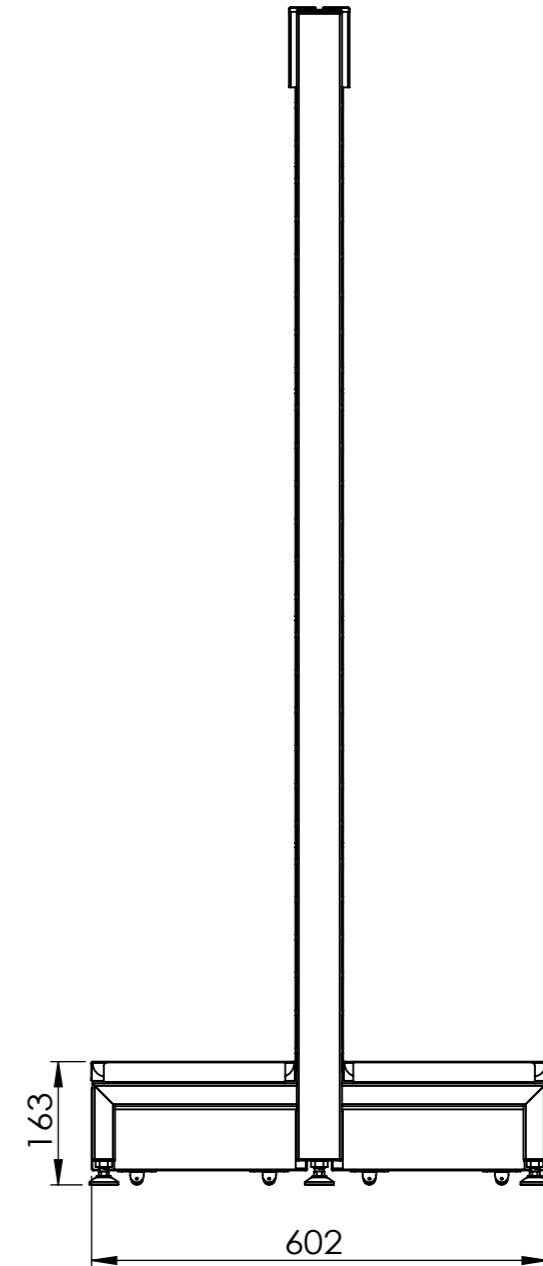
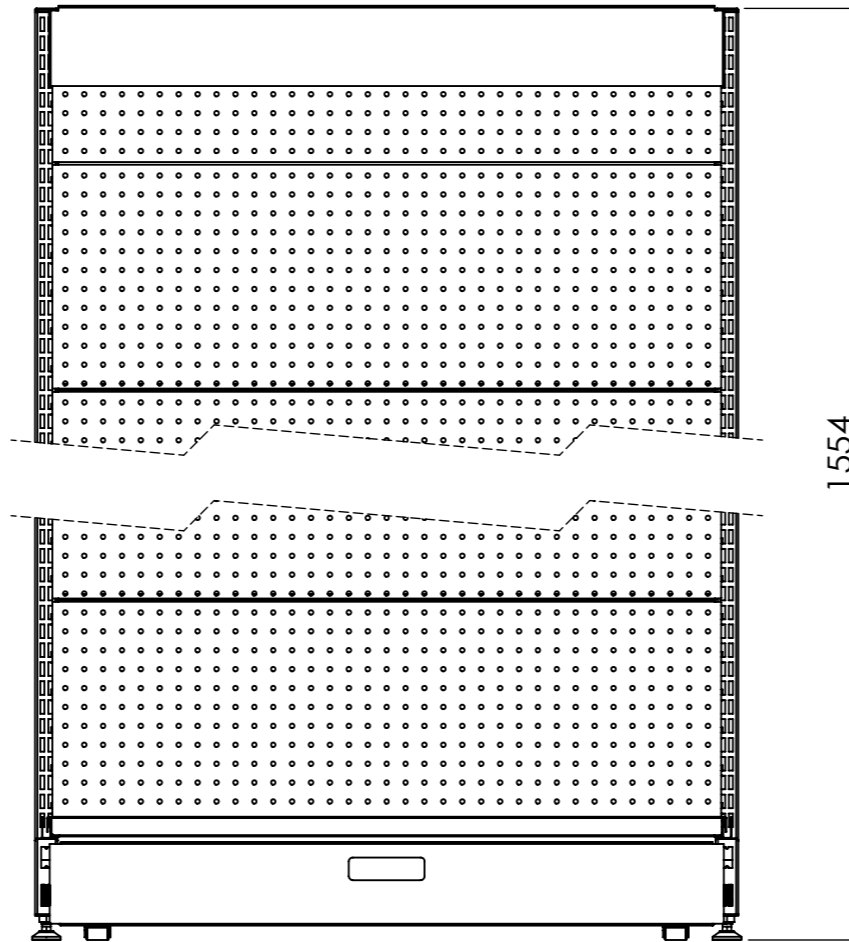
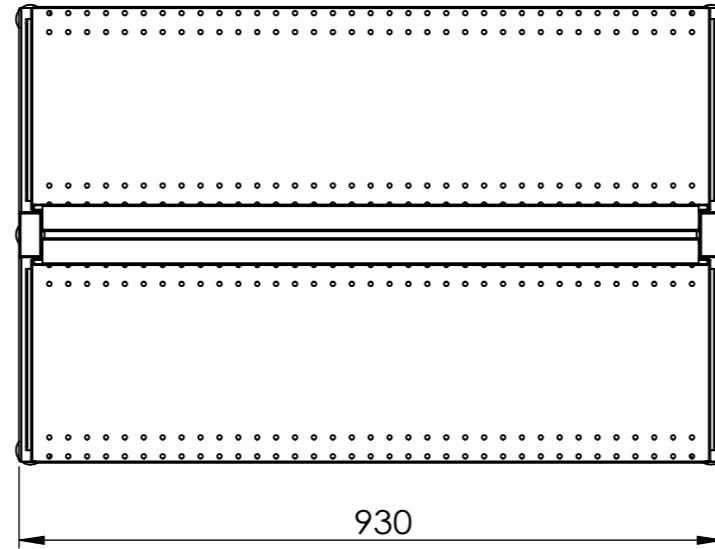
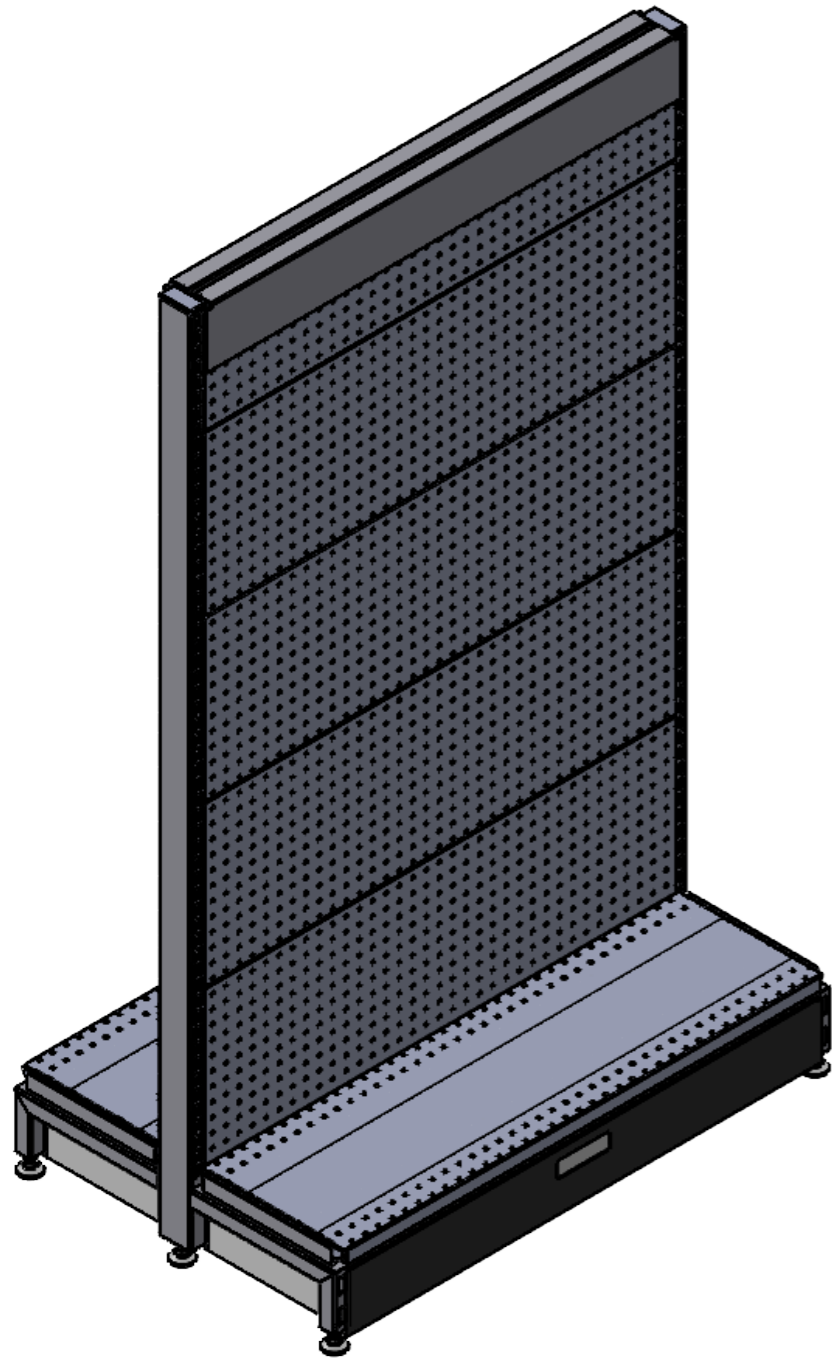
**A01- RENDER**  
**CLIENT: RFA1000**  
**PROJ. NO.: TBA**  
**PART NO.: --**  
**Revision --**  
**Page 1**

900 MM (W) X 1515 MM (H) DOUBLE SIDED  
GONDOLA BAY - PERFORATED - START BAY -  
W/. SKIRT DRAWER

**PRODUCT CODE: F/Δσ←→**

Date:	20/06/2023	
Drawn by	DH	
Checked by	--	

DO NOT SCALE  
Scale@A3 1:20



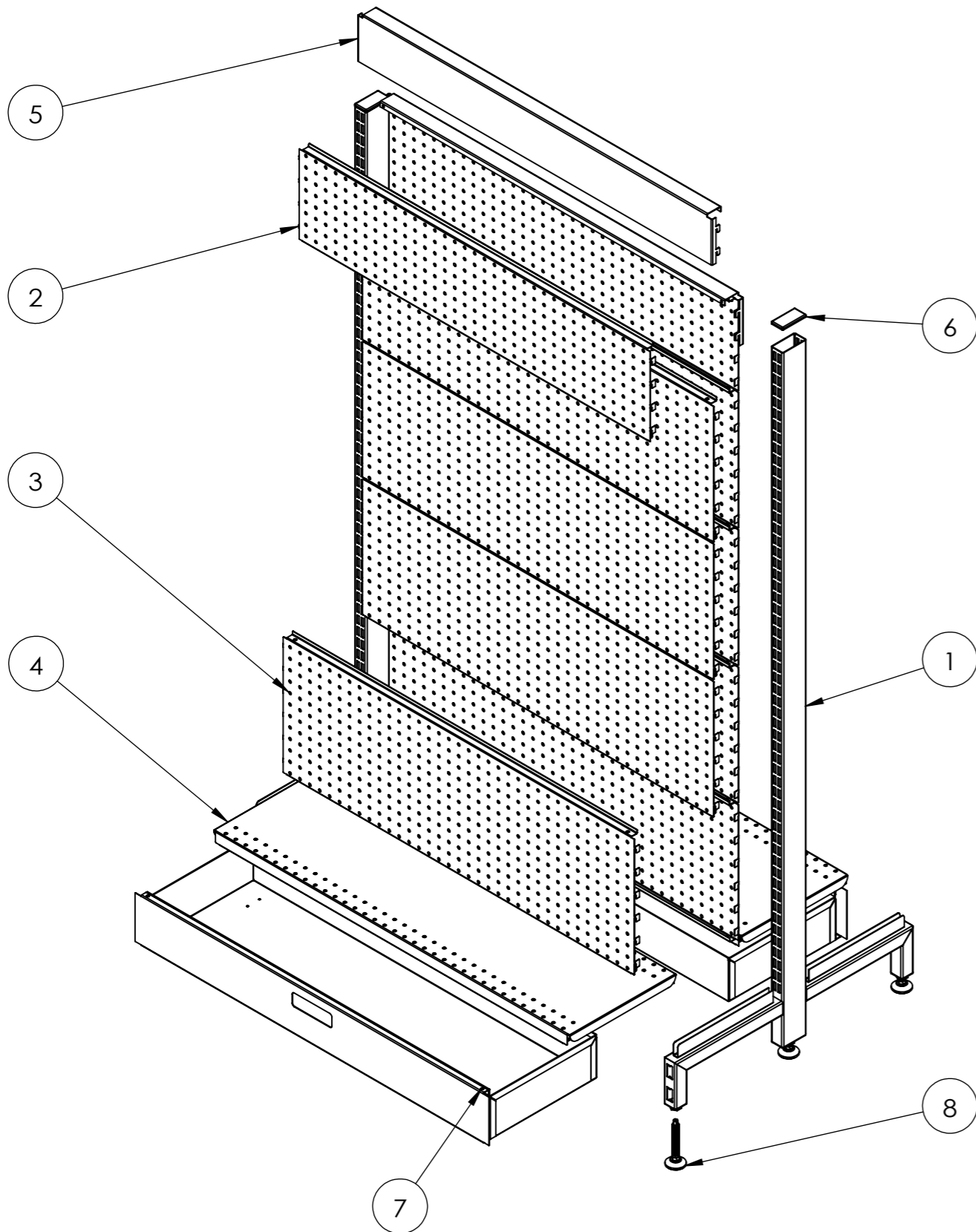
Rev	Date	Description

ALL DIMENSIONS IN (mm)  
UNLESS OTHERWISE SPECIFIED  
BREAK ALL SHARP EDGES

TOLERANCES  
(BEFORE PAINTING  
& AFTER PLATING)  
X ± 1.00  
X.X ± 0.50  
X.XX ± 0.10  
ANGLES ± 0.5°

**A02- MECHANICAL**  
CLIENT: RFA1000  
PROJ. NO.: TBA  
PART NO.: --  
Revision --  
Page 2

900 MM (W) X 1515 MM (H) DOUBLE SIDED GONDOLA BAY - PERFORATED - START BAY - W/. SKIRT DRAWER		
PRODUCT CODE: <i>f/Δσ←→</i>	Date: 20/06/2023	
Drawn by: DH	Checked by: --	DO NOT SCALE
		Scale@A3 1:15



ITEM NO.	DESCRIPTION	QTY.
1	POST - DOUBLE SIDED GONDOLA - 1515 MM (H) - W/. 270 MM LEGS - MATTE BLACK	2
2	CLIP IN PANEL - 900 MM (W) X 200 MM (H) - PERFORATED - MATTE BLACK	2
3	CLIP IN PANEL - 900(W) X 300 H) - PERFORATED - MATTE BLACK	8
4	SHELF STEEL - 900 MM (W) X 270 MM (D) - PEARL WHITE	2
5	SNAP IN TOP CAP_BLACK	2
6	PLASTIC ENDCAP	2
7	SKIRT DRAWER BOX - 900mm	2
8	M12 LEVELING FEET	6

Rev	Date	Description

ALL DIMENSIONS IN (mm)  
UNLESS OTHERWISE SPECIFIED  
BREAK ALL SHARP EDGES

TOLERANCES  
(BEFORE PAINTING  
& AFTER PLATING)  
X ± 1.00  
X.X ± 0.50  
X.XX ± 0.10  
ANGLES ± 0.5°

A09- EXPLODED

CLIENT: RFA1000

PROJ. NO.: TBA

PART NO.: --

Revision --

Page 9

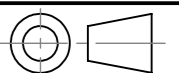
900 MM (W) X 1515 MM (H) DOUBLE SIDED GONDOLA BAY - PERFORATED - START BAY - W/. SKIRT DRAWER

PRODUCT CODE: F/Δσ←→

Date: 20/06/2023

Drawn by DH

Checked by --



DO NOT SCALE

Scale@A3 1:20