

This product is an Add Bay  
 \* Supplied with (1) post only  
 \* Connects to the post of the neighboring Bay

| Rev | Date | Description |
|-----|------|-------------|
|     |      |             |
|     |      |             |
|     |      |             |
|     |      |             |

ALL DIMENSIONS IN (mm)  
 UNLESS OTHERWISE SPECIFIED  
 BREAK ALL SHARP EDGES

TOLERANCES  
 (BEFORE PAINTING  
 & AFTER PLATING)  
 X ± 1.00  
 X.X ± 0.50  
 X.XX ± 0.10  
 ANGLES ± 0.5°

**A01- RENDER**  
**CLIENT: RFA1000**  
**PROJ. NO.: TBA**  
**PART NO.: --**  
**Revision --**  
**Page 1**

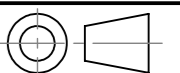
900 MM (W) X 1515 MM (H) DOUBLE SIDED  
 GONDOLA BAY - PERFORATED - ADD BAY  
 -

**PRODUCT CODE: RFA1078**

Date: 20/06/2023

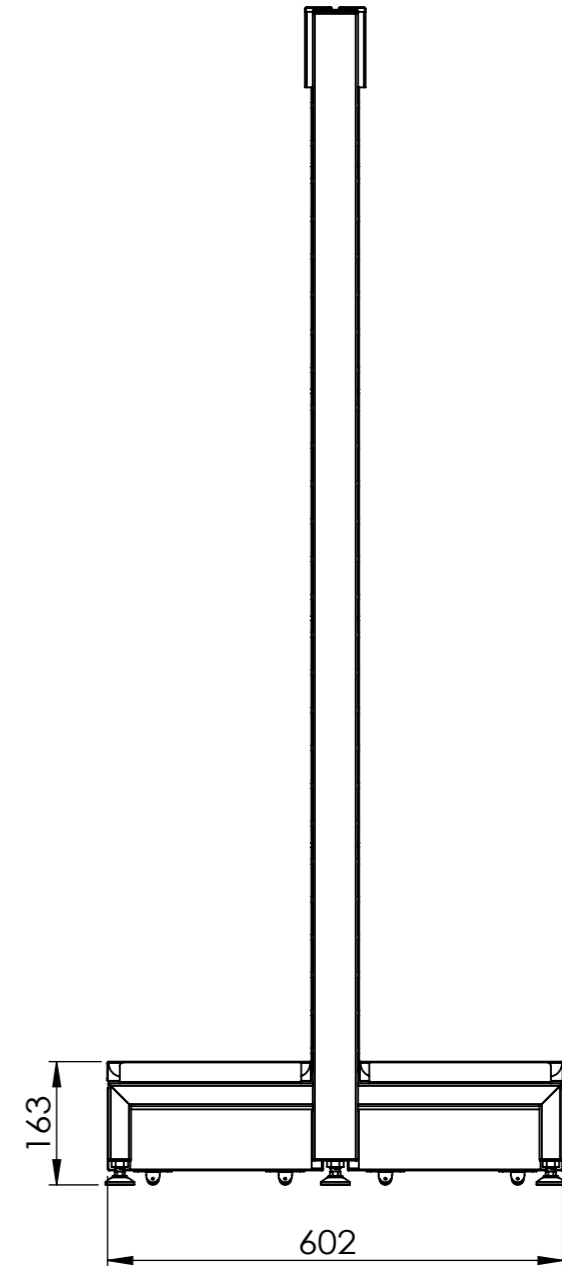
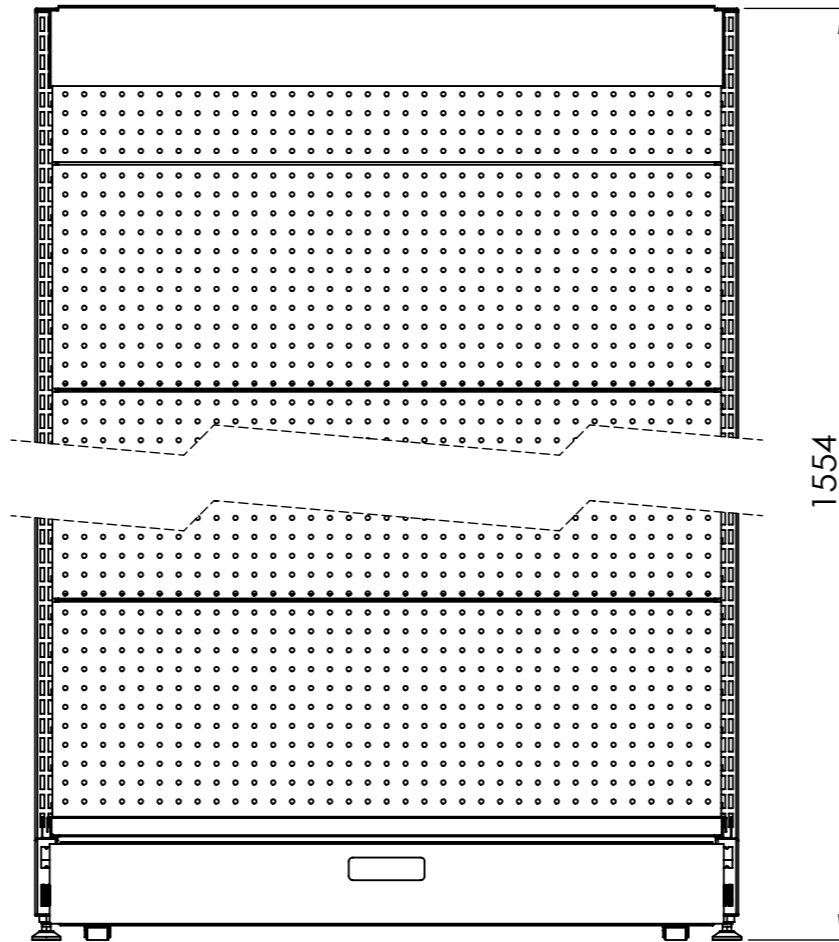
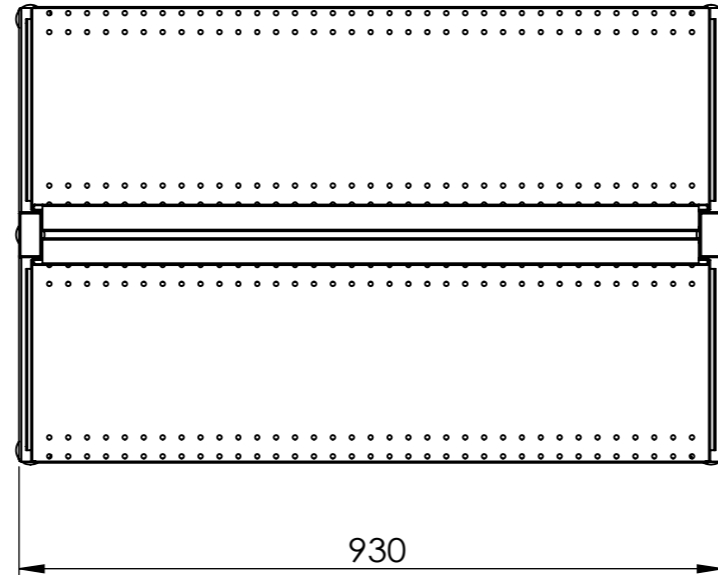
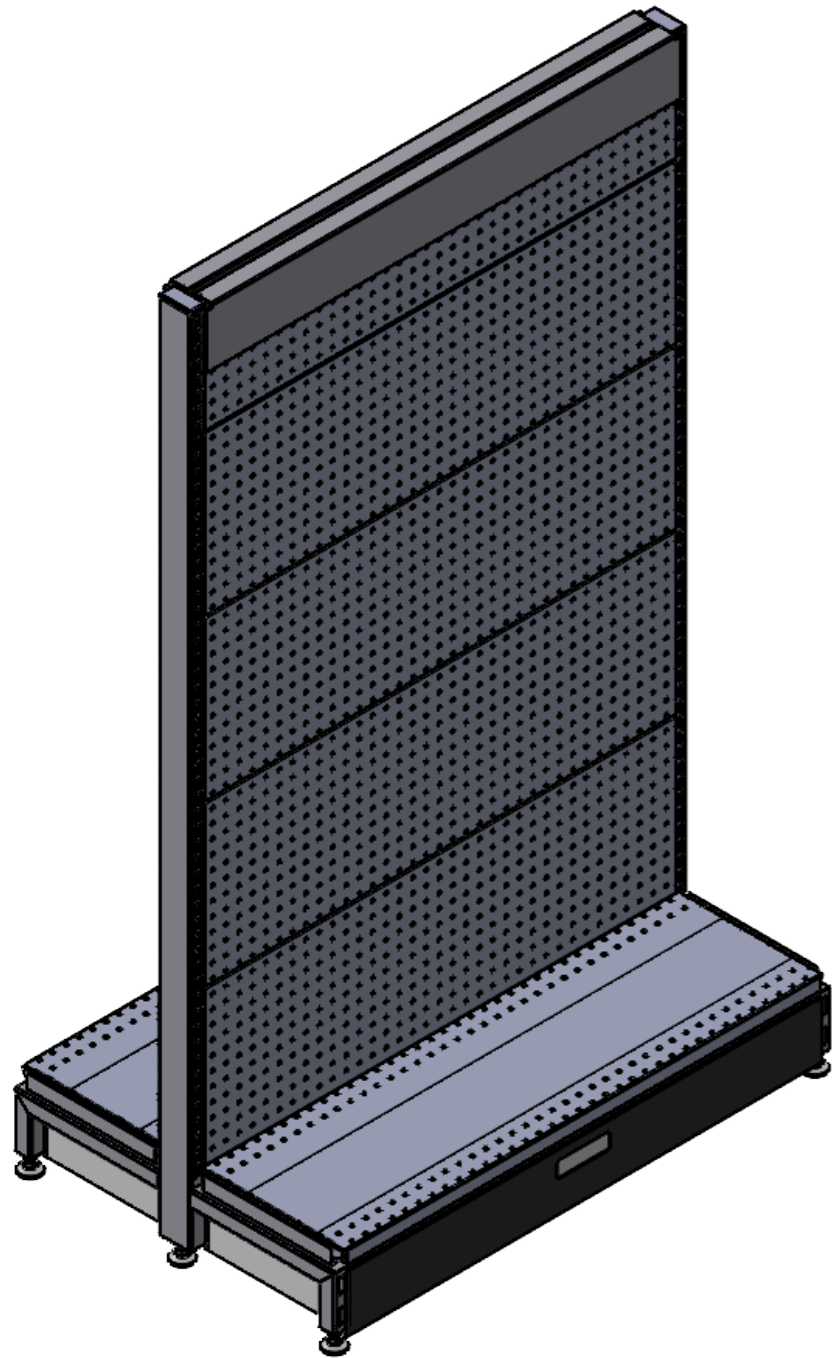
Drawn by DH

Checked by --



DO NOT SCALE

Scale@A3 1:20



| Rev | Date | Description |
|-----|------|-------------|
|     |      |             |
|     |      |             |
|     |      |             |

ALL DIMENSIONS IN (mm)  
UNLESS OTHERWISE SPECIFIED  
BREAK ALL SHARP EDGES

TOLERANCES  
(BEFORE PAINTING  
& AFTER PLATING)  
X ± 1.00  
X.X ± 0.50  
X.XX ± 0.10  
ANGLES ± 0.5°

**A02- MECHANICAL**

CLIENT: RFA1000

PROJ. NO.: TBA

PART NO.: --

Revision --

Page 2

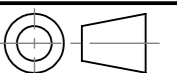
900 MM (W) X 1515 MM (H) DOUBLE SIDED  
GONDOLA BAY - PERFORATED - ADD BAY

PRODUCT CODE: **RFA1078**

Date: 20/06/2023

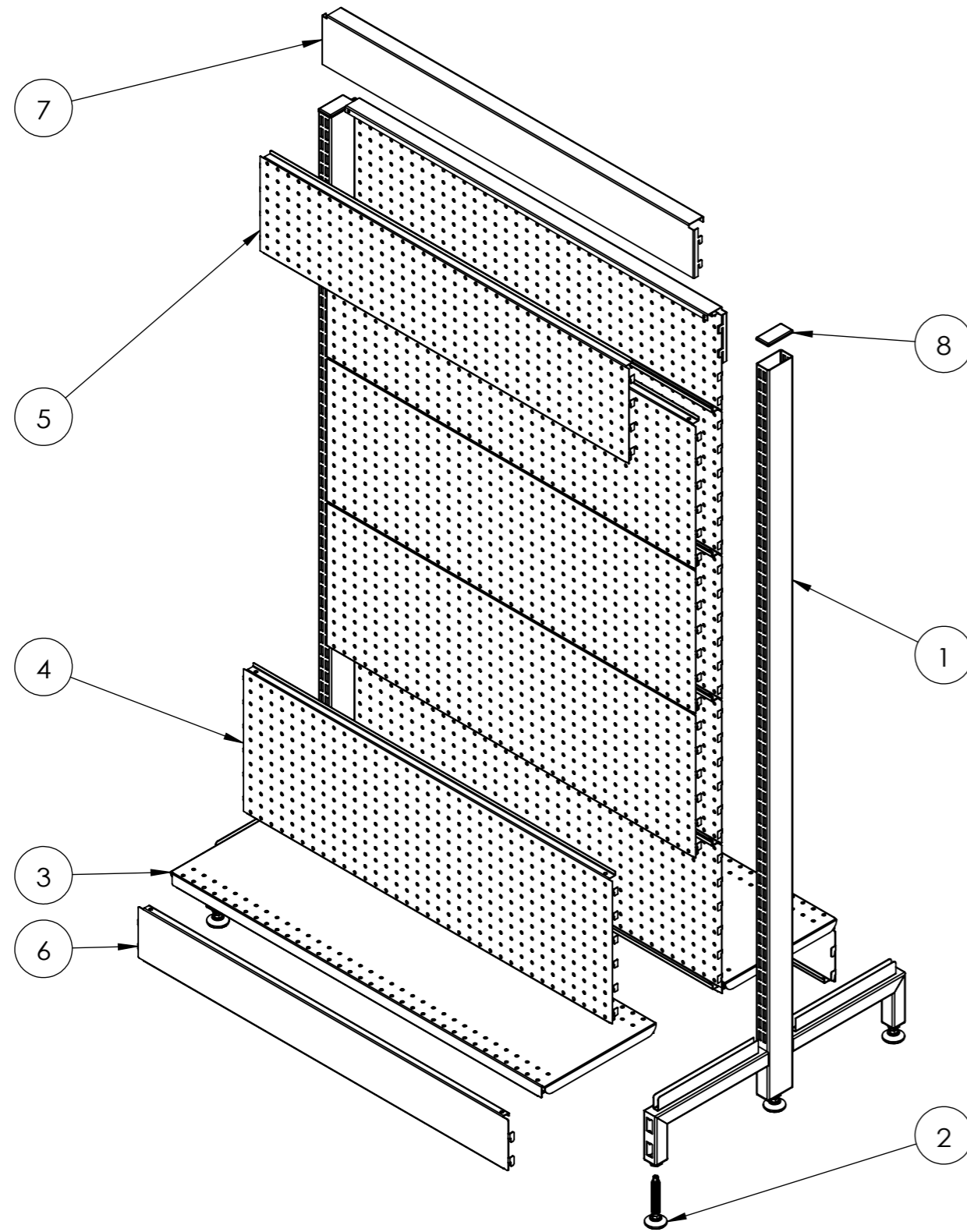
Drawn by DH

Checked by --



DO NOT SCALE

Scale@A3 1:15



| ITEM NO. | DESCRIPTION   | QTY. |
|----------|---|------|
| 1        | POST - DOUBLE SIDED GONDOLA - 1515 MM (H) - W/. 270 MM LEGS - PEARL WHITE | 2    |
| 2        | M12 LEVELING FEET   | 6    |
| 3        | SHELF STEEL - 900 MM (W) X 270 MM (D) - BLACK                             | 2    |
| 4        | CLIP IN PANEL - 900(W) X 300 H) - PERFORATED - MATTE BLACK                | 8    |
| 5        | CLIP IN PANEL - 900 MM (W) X 200 MM (H) - PERFORATED - MATTE BLACK        | 2    |
| 6        | 900 BOTTOM SKIRT  | 2    |
| 7        | SNAP IN TOP CAP_BLACK   | 2    |
| 8        | PLASTIC ENDCAP  | 2    |

| Rev | Date | Description |
|-----|------|-------------|
|     |      |             |
|     |      |             |
|     |      |             |

ALL DIMENSIONS IN (mm)  
UNLESS OTHERWISE SPECIFIED  
BREAK ALL SHARP EDGES

TOLERANCES  
(BEFORE PAINTING  
& AFTER PLATING)  
X ± 1.00  
X.X ± 0.50  
X.XX ± 0.10  
ANGLES ± 0.5°

**A09- EXPLODED**  
CLIENT: RFA1000  
PROJ. NO.: TBA  
PART NO.: --  
Revision --  
Page 9

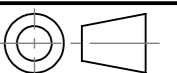
900 MM (W) X 1515 MM (H) DOUBLE SIDED GONDOLA BAY - PERFORATED - ADD BAY -

PRODUCT CODE: **RFA1078**

Date: 20/06/2023

Drawn by DH

Checked by --



DO NOT SCALE

Scale@A3 1:20