

Rev	Date	Description

ALL DIMENSIONS IN (mm)
UNLESS OTHERWISE SPECIFIED
BREAK ALL SHARP EDGES

TOLERANCES
(BEFORE PAINTING
& AFTER PLATING)
X ± 1.00
X.X ± 0.50
X.XX ± 0.10
ANGLES ± 0.5°

A01- RENDER
CLIENT: RFA1000
PROJ. NO.: TBA
PART NO.: --
Revision --
Page 1

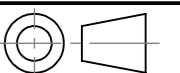
900 MM (W) X 1515 MM (H) DOUBLE SIDED
GONDOLA BAY - PERFORATED - START BAY
-

PRODUCT CODE: RFA1077

Date: 20/06/2023

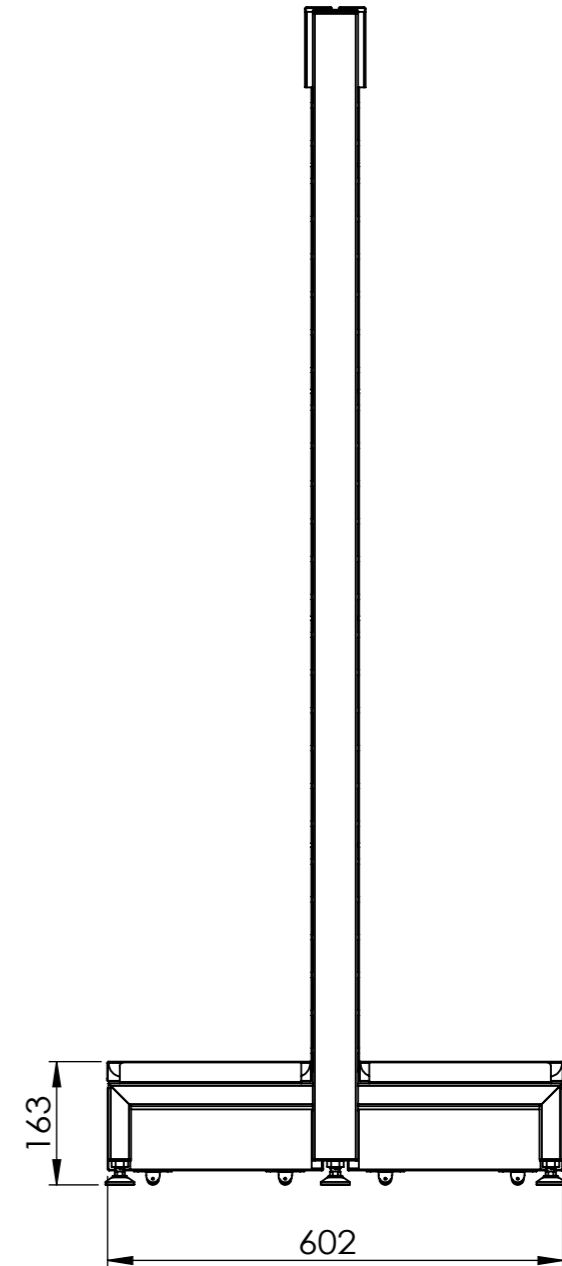
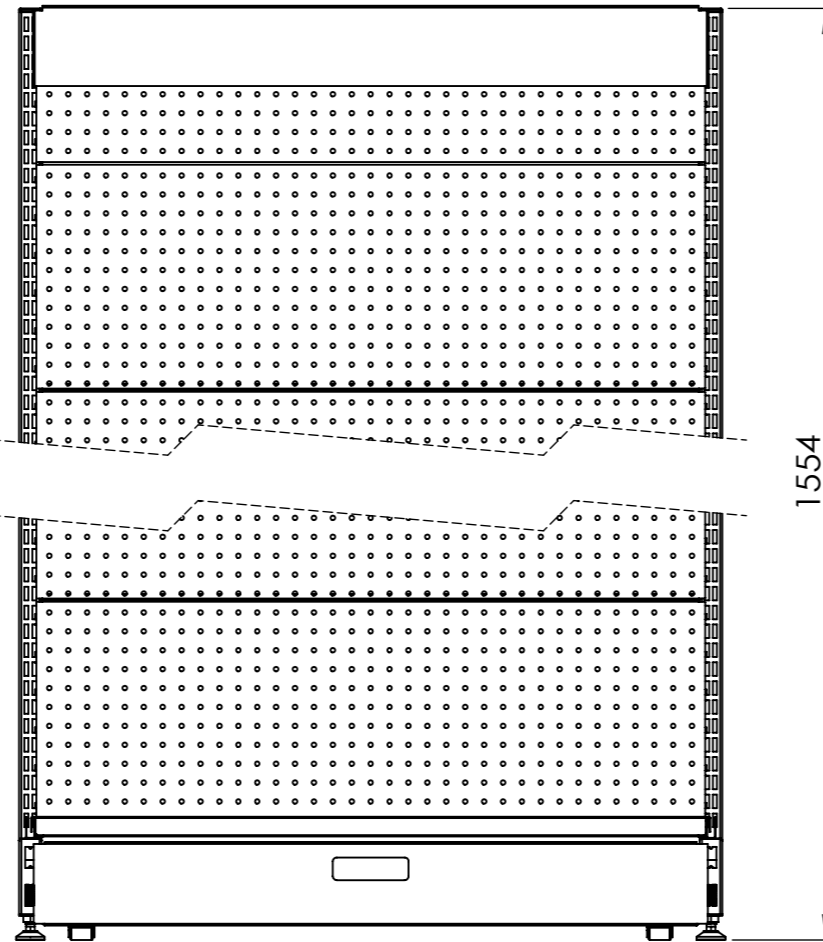
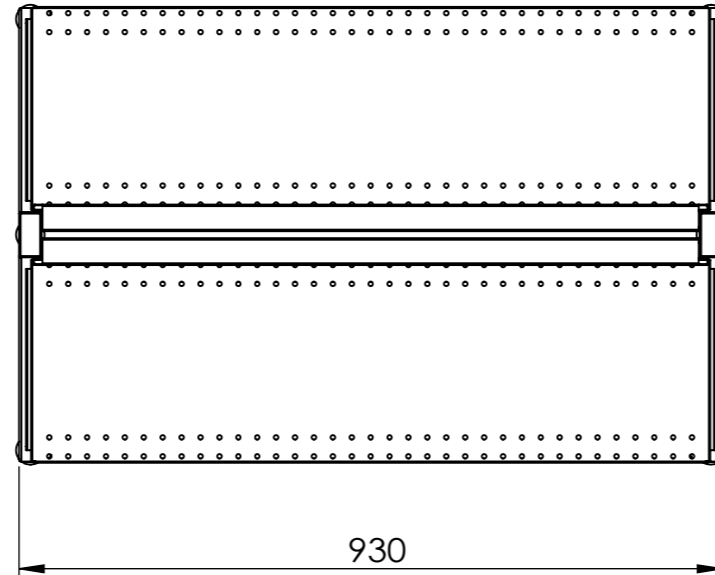
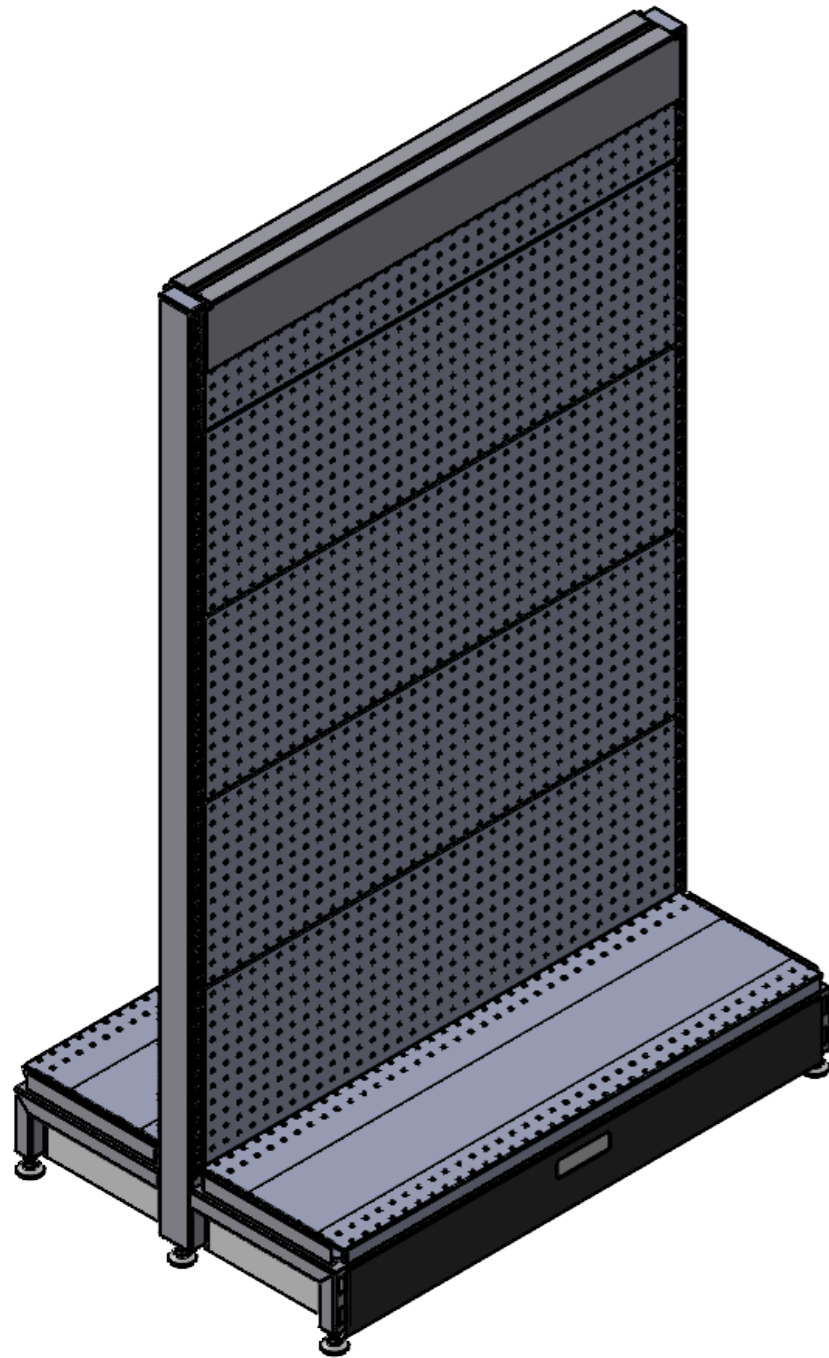
Drawn by DH

Checked by --



DO NOT SCALE

Scale@A3 1:20



Rev	Date	Description

ALL DIMENSIONS IN (mm)
UNLESS OTHERWISE SPECIFIED
BREAK ALL SHARP EDGES

TOLERANCES
(BEFORE PAINTING
& AFTER PLATING)
X ± 1.00
X.X ± 0.50
X.XX ± 0.10
ANGLES ± 0.5°

A02- MECHANICAL

CLIENT: RFA1000

PROJ. NO.: TBA

PART NO.: --

Revision --

Page 2

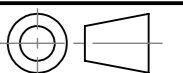
900 MM (W) X 1515 MM (H) DOUBLE SIDED
GONDOLA BAY - PERFORATED - START BAY

PRODUCT CODE: **RFA1077**

Date: 20/06/2023

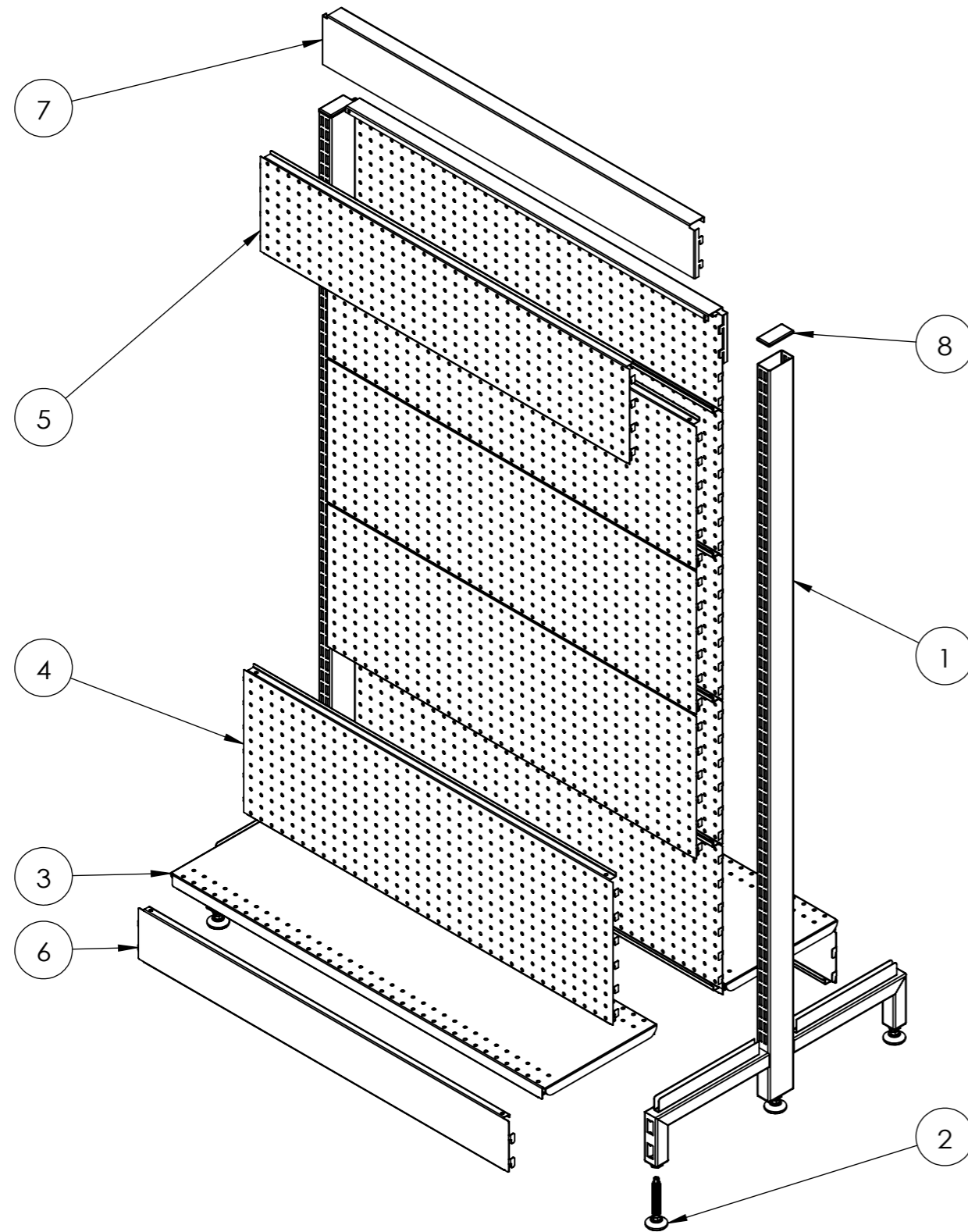
Drawn by DH

Checked by --



DO NOT SCALE

Scale@A3 1:15



ITEM NO.	DESCRIPTION	QTY.
1	POST - DOUBLE SIDED GONDOLA - 1515 MM (H) - W/. 270 MM LEGS - PEARL WHITE	2
2	M12 LEVELING FEET	6
3	SHELF STEEL - 900 MM (W) X 270 MM (D) - BLACK	2
4	CLIP IN PANEL - 900(W) X 300 H) - PERFORATED - MATTE BLACK	8
5	CLIP IN PANEL - 900 MM (W) X 200 MM (H) - PERFORATED - MATTE BLACK	2
6	900 BOTTOM SKIRT	2
7	SNAP IN TOP CAP_BLACK	2
8	PLASTIC ENDCAP	2

Rev	Date	Description

ALL DIMENSIONS IN (mm)
UNLESS OTHERWISE SPECIFIED
BREAK ALL SHARP EDGES

TOLERANCES
(BEFORE PAINTING
& AFTER PLATING)
X ± 1.00
X.X ± 0.50
X.XX ± 0.10
ANGLES ± 0.5°

A09- EXPLODED
CLIENT: RFA1000
PROJ. NO.: TBA
PART NO.: --
Revision --
Page 9

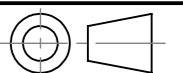
900 MM (W) X 1515 MM (H) DOUBLE SIDED GONDOLA BAY - PERFORATED - START BAY -

PRODUCT CODE: **RFA1077**

Date: 20/06/2023

Drawn by DH

Checked by --



DO NOT SCALE

Scale@A3 1:20