

Rev	Date	Description

ALL DIMENSIONS IN (mm)
UNLESS OTHERWISE SPECIFIED
BREAK ALL SHARP EDGES

TOLERANCES
(BEFORE PAINTING
& AFTER PLATING)
X ± 1.00
X.X ± 0.50
X.XX ± 0.10
ANGLES ± 0.5°

A02- RENDER

CLIENT: RFA

PROJ. NO.: TBA

PART NO.: --

Revision --

Page 2

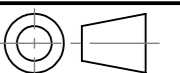
600mm (W) x 2415mm (H) x 270mm (D)
WALL BAY PERFORATED W/ SKIRT DRAWER
START BAY (MATTE BLACK)

PRODUCT CODE: **RFA1059**

Date: 28/10/2022


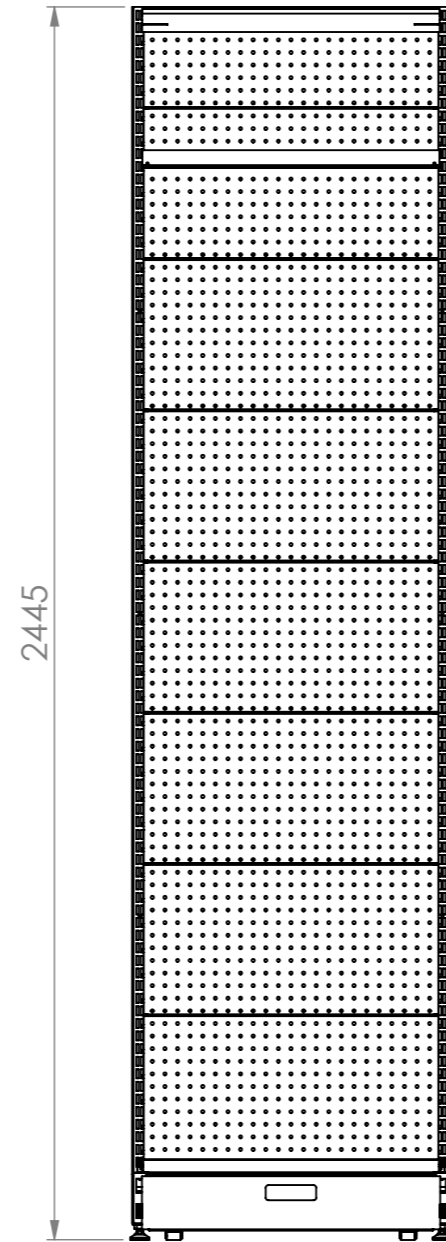
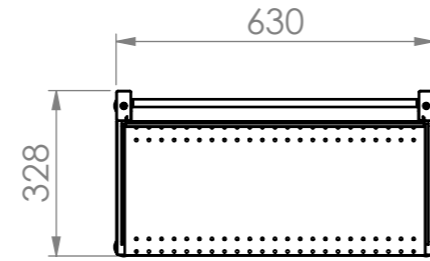
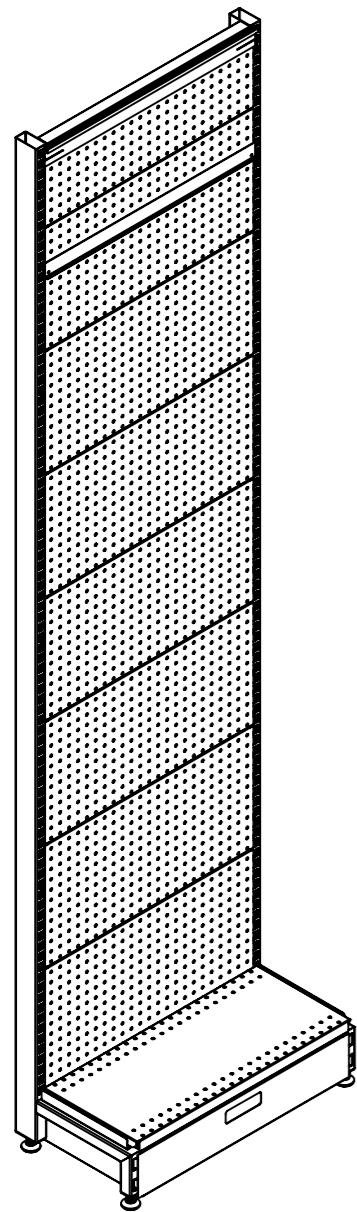
Drawn by CB

Checked by --



DO NOT SCALE

Scale@A3 1:1



Rev	Date	Description

ALL DIMENSIONS IN (mm)
UNLESS OTHERWISE SPECIFIED
BREAK ALL SHARP EDGES

TOLERANCES
(BEFORE PAINTING
& AFTER PLATING)
X ± 1.00
X.X ± 0.50
X.XX ± 0.10
ANGLES ± 0.5°

A03- DIMENSIONS

CLIENT: RFA
PROJ. NO.: TBA
PART NO.: --
Revision --
Page 3

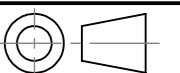
600mm (W) x 2415mm (H) x 270mm (D)
WALL BAY - PERFORATED W/ SKIRT DRAWER
START BAY

PRODUCT CODE: **RFA1002/RFA1059**

Date: 28/10/2022


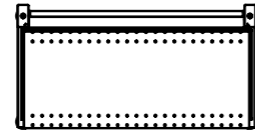
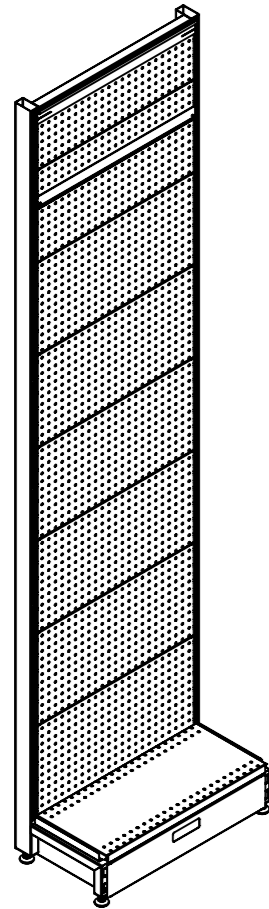
Drawn by CB

Checked by --

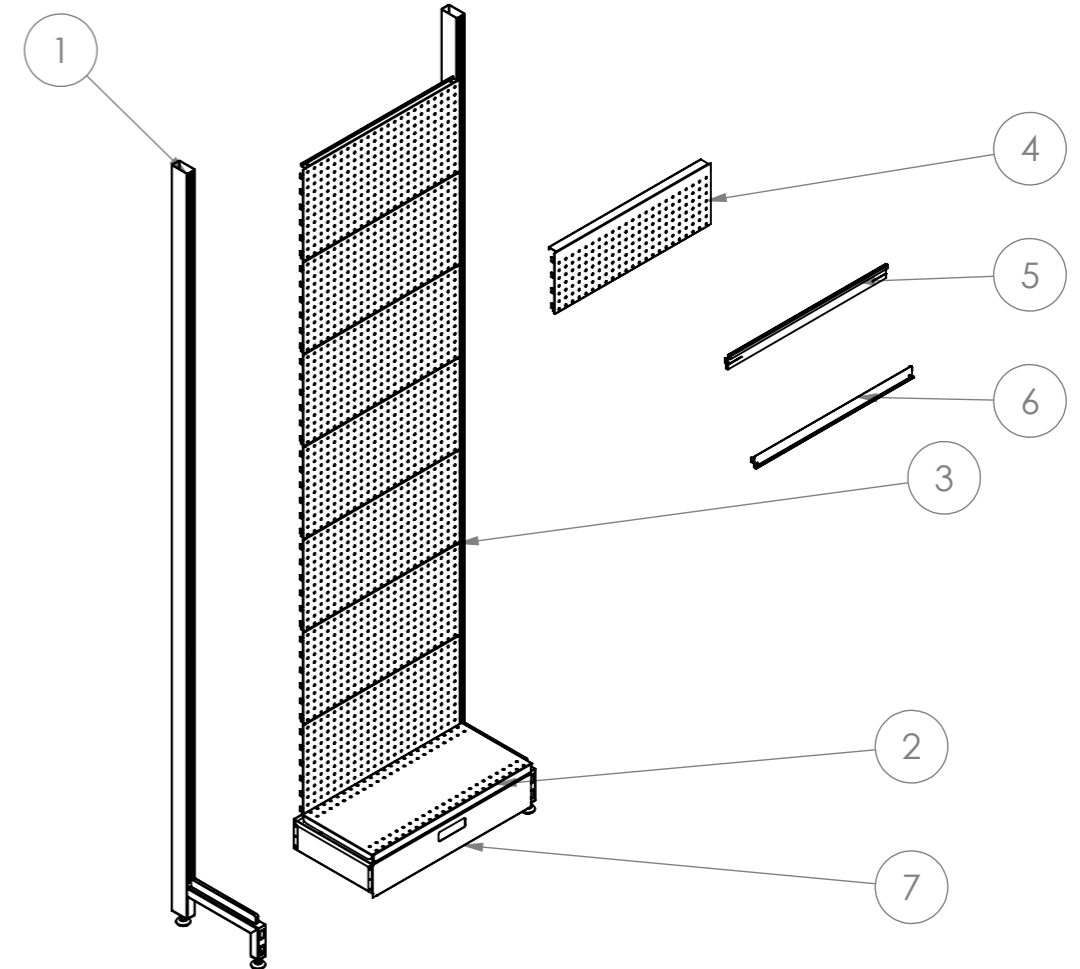


DO NOT SCALE

Scale@A3 1:15



ITEM NO.	SW-File Name(File Name)	QTY.
1	RFA1100 2400mm (H) WALL BAY POST	2
2	RFA1321-RFA1322 600X270 STEEL SHELF	1
3	RFA1101-RFA1201 600X300 PERF PANEL	7
4	RFA1103-RFA1203 600X200 PERF PANEL	1
5	RFA1116 600mm (W) SIGNAGE TOP BRACKET	1
6	RFA1117 600mm (W) SIGNAGE BOTTOM BRACKET	1
7	AP1000 DRAWER SKIRT Assy	1



Rev	Date	Description

ALL DIMENSIONS IN (mm)
UNLESS OTHERWISE SPECIFIED
BREAK ALL SHARP EDGES

TOLERANCES
(BEFORE PAINTING
& AFTER PLATING)
X ± 1.00
X.X ± 0.50
X.XX ± 0.10
ANGLES ± 0.5°

A04- EXPLODED

CLIENT: RFA
PROJ. NO.: TBA
PART NO.: --
Revision --
Page 4

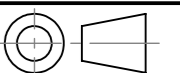
600mm (W) x 2415mm (H) x 270mm (D)
WALL BAY - PERFORATED W/ SKIRT DRAWER
START BAY

PRODUCT CODE: **RFA1002/RFA1059**

Date: 28/10/2022

Drawn by CB

Checked by --



DO NOT SCALE

Scale@A3 1:20