



Rev	Date	Description

ALL DIMENSIONS IN (mm)
UNLESS OTHERWISE SPECIFIED
BREAK ALL SHARP EDGES

TOLERANCES
(BEFORE PAINTING
& AFTER PLATING)
X ± 1.00
X.X ± 0.50
X.XX ± 0.10
ANGLES ± 0.5°

A01- RENDER

CLIENT: RFA

PROJ. NO.: TBA

PART NO.: --

Revision --

Page 1

1515mm (H) DENSE END

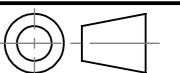
-
(PEARL WHITE)

PRODUCT CODE: **RFA1056**

Date: 2/11/2022

Drawn by DH

Checked by --



DO NOT SCALE

Scale@A3 1:10



Rev	Date	Description

ALL DIMENSIONS IN (mm)
UNLESS OTHERWISE SPECIFIED
BREAK ALL SHARP EDGES

TOLERANCES
(BEFORE PAINTING
& AFTER PLATING)
X ± 1.00
X.X ± 0.50
X.XX ± 0.10
ANGLES ± 0.5°

A02- RENDER

CLIENT: RFA

PROJ. NO.: TBA

PART NO.: --

Revision --

Page 2

1515mm (H) DENSE END

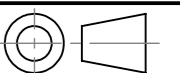
-
-

PRODUCT CODE: **RFA1056**

Date: 2/11/2022

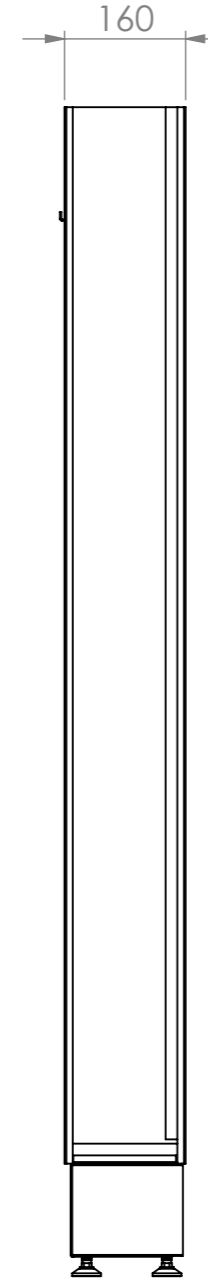
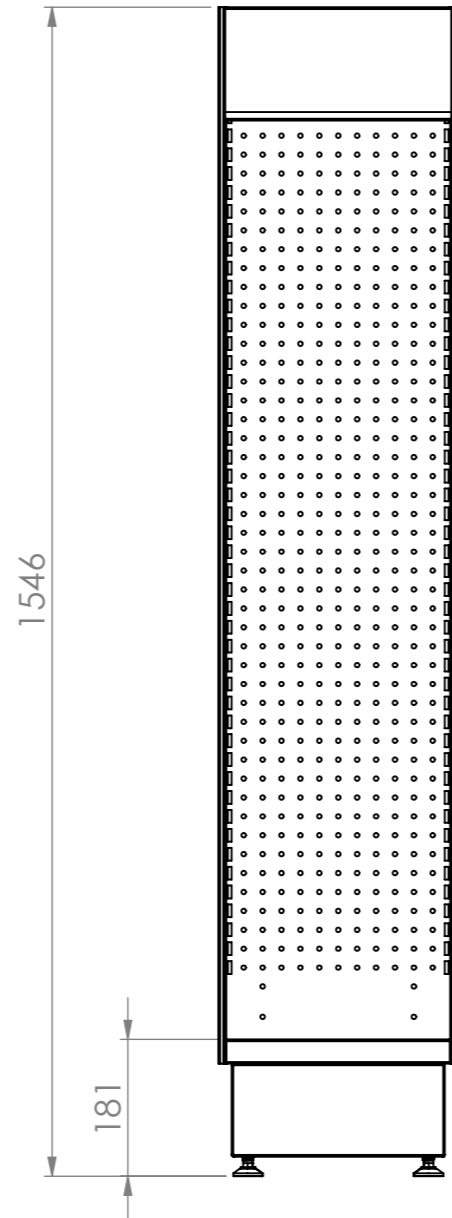
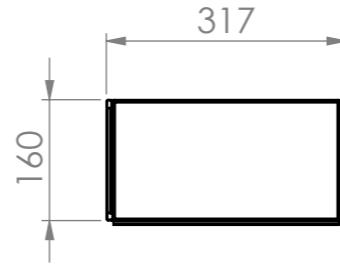

Drawn by DH

Checked by --



DO NOT SCALE

Scale@A3 1:10



Rev	Date	Description

ALL DIMENSIONS IN (mm)
UNLESS OTHERWISE SPECIFIED
BREAK ALL SHARP EDGES

TOLERANCES
(BEFORE PAINTING
& AFTER PLATING)
X ± 1.00
X.X ± 0.50
X.XX ± 0.10
ANGLES ± 0.5°

A03- DIMENSIONS

CLIENT: RFA
PROJ. NO.: TBA
PART NO.: --
Revision --
Page 3

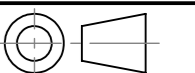
290mm (W) x 1515mm (H) x 150mm (D) DENSE END

PRODUCT CODE: -

Date: 2/11/2022

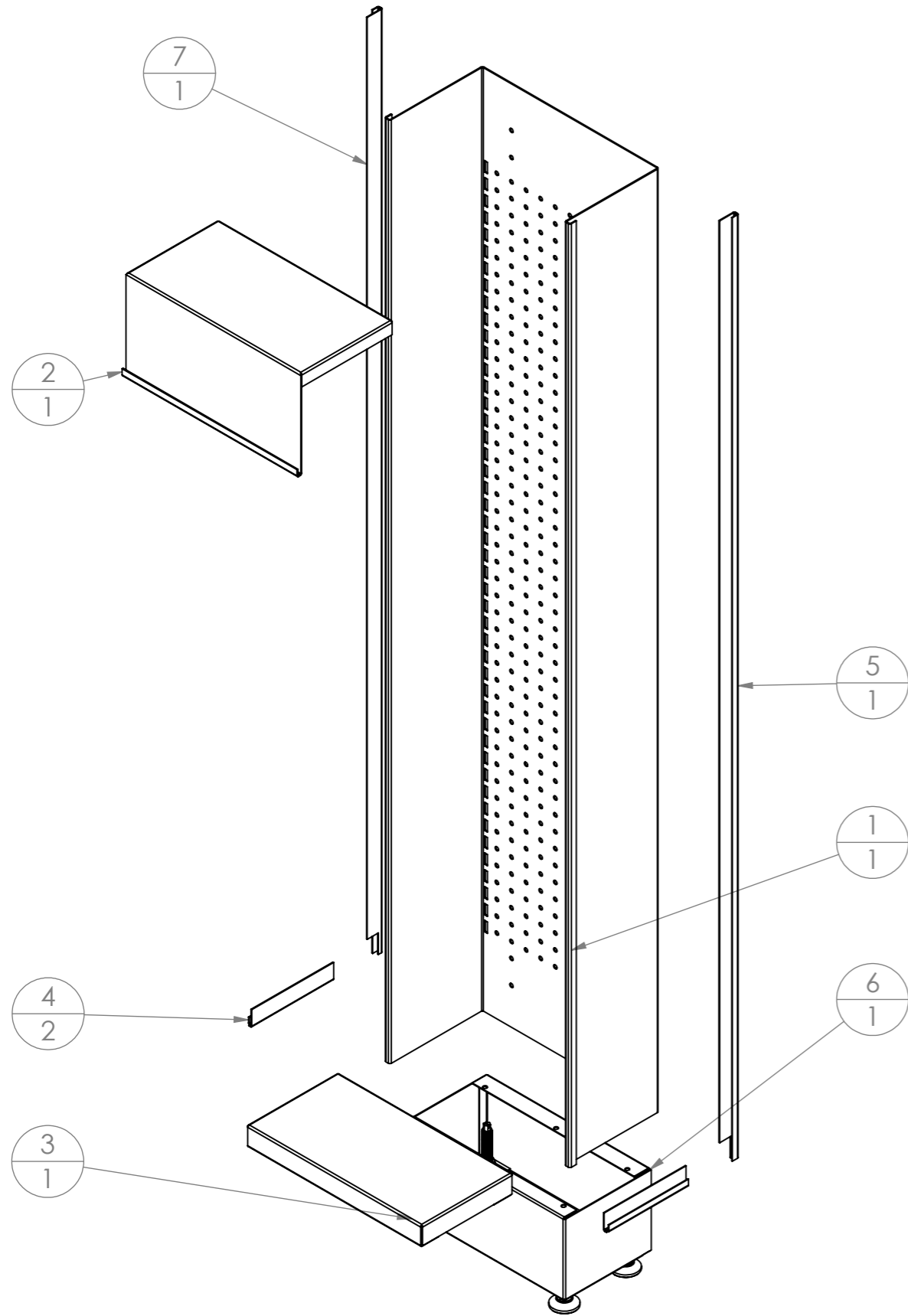
Drawn by DH

Checked by --



DO NOT SCALE

Scale@A3 1:10



ITEM NO.	PartNo	DESCRIPTION	QTY.
1		290(W)x1515(H)x150(D) DENSE END PANEL	1
2		290(W)x150(H)x150(D) TOP COVER	1
3		290(W)x150(D) TOP OF BASE	1
4		140(D) BOTTOM SIGNAGE CHANNEL	2
5		1515(H) VERTICAL SIGNAGE CHANNEL	1
6		BASE OF DENSE END	1
7		MIRROR 1515(H) VERTICAL SIGNAGE CHANNEL	1

Rev	Date	Description

ALL DIMENSIONS IN (mm)
UNLESS OTHERWISE SPECIFIED
BREAK ALL SHARP EDGES

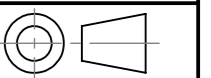
TOLERANCES
(BEFORE PAINTING
& AFTER PLATING)
X ± 1.00
X.X ± 0.50
X.XX ± 0.10
ANGLES ± 0.5°

A012-EXPLODED

CLIENT: --
PROJ. NO.: TBA
PART NO.: --
Revision --
Page 12

RFA1056_1515mm DENSE END

PRODUCT CODE: -
Date: 26/10/2022
Drawn by DH
Checked by --



DO NOT SCALE

Scale@A3 1:10