



FINISH: P/C MATTE BLACK

Rev	Date	Description

ALL DIMENSIONS IN (mm)
UNLESS OTHERWISE SPECIFIED
BREAK ALL SHARP EDGES

TOLERANCES
(BEFORE PAINTING
& AFTER PLATING)
X ± 1.00
X.X ± 0.50
X.XX ± 0.10
ANGLES ± 0.5°

A01- RENDER

CLIENT: RFA

PROJ. NO.: TBA

PART NO.: --

Revision --

Page 1

NIB SHELF - SLAT WALL

W350 x D300

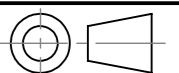
-

PRODUCT CODE: -

Date: 28/06/2024

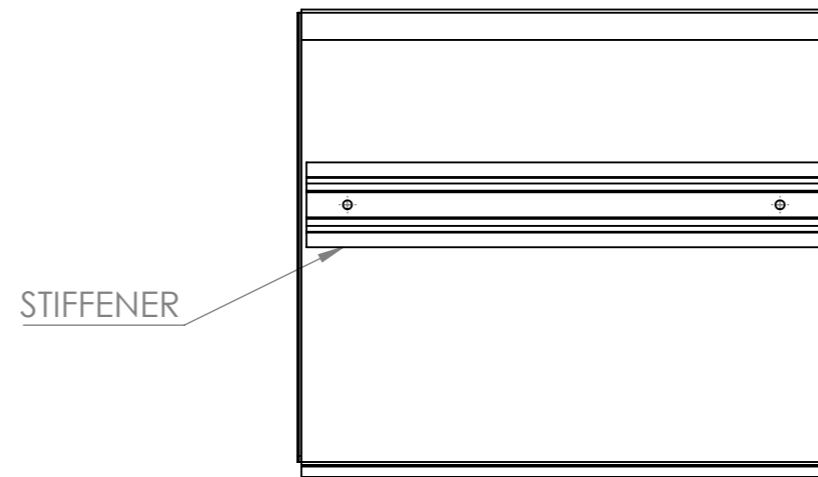
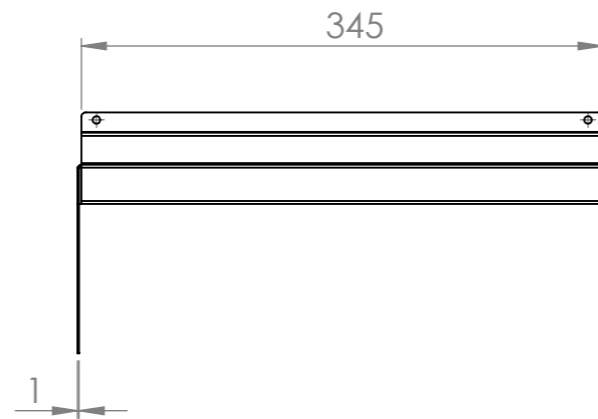
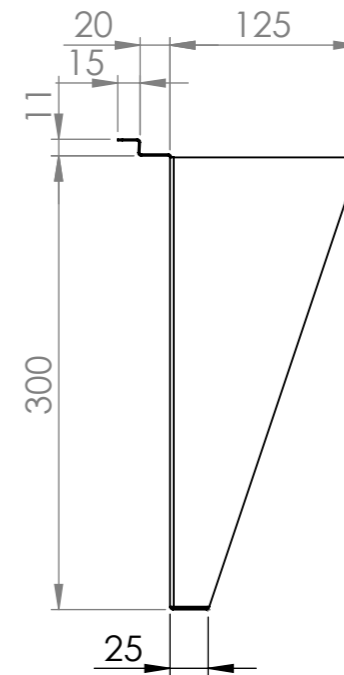

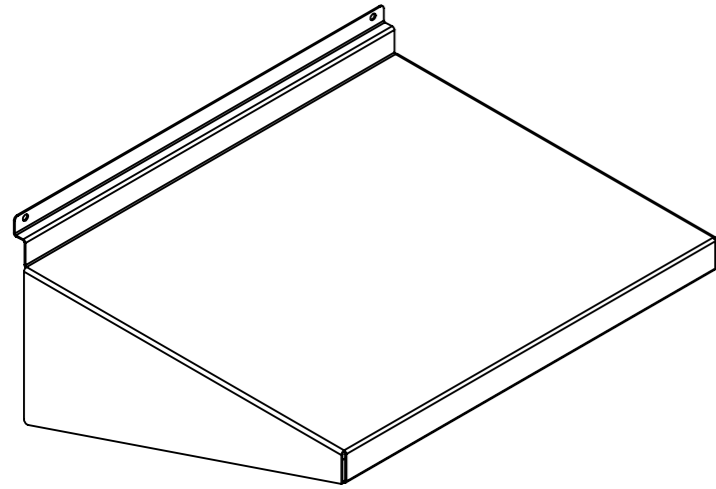
Drawn by PS

Checked by --



DO NOT SCALE

Scale@A3 1:5



Rev	Date	Description

ALL DIMENSIONS IN (mm)
UNLESS OTHERWISE SPECIFIED
BREAK ALL SHARP EDGES

TOLERANCES
(BEFORE PAINTING
& AFTER PLATING)
X ± 1.00
X.X ± 0.50
X.XX ± 0.10
ANGLES ± 0.5°

A02- DIMENSIONS
CLIENT: RFA
PROJ. NO.: TBA
PART NO.: --
Revision --
Page 2

NIB SHELF - SLAT WALL		
W350 x D300		
-		
PRODUCT CODE: RFA0258		
Date:	28/06/2024	
Drawn by	PS	
Checked by	--	DO NOT SCALE
		Scale@A3 1:5